

**Final Supplemental Environmental Impact Statement for  
Disposition of Depleted Uranium Oxide Conversion Product  
Generated from DOE's Inventory of Depleted Uranium  
Hexafluoride**

**SUMMARY**



April 2020

U.S. Department of Energy  
Office of Environmental Management  
Washington, D.C.

## COVER SHEET

**RESPONSIBLE FEDERAL AGENCY:** U.S. Department of Energy (DOE)

**TITLE:** *Final Supplemental Environmental Impact Statement for Disposition of Depleted Uranium Oxide Conversion Product Generated from DOE's Inventory of Depleted Uranium Hexafluoride (DU Oxide SEIS)*

**LOCATIONS:** Kentucky, Nevada, Ohio, Texas, and Utah

**CONTACT:** For further information on this supplemental environmental impact statement (SEIS), contact:

Jaffet Ferrer-Torres  
Document Manager  
Office of Environmental Management  
U.S. Department of Energy  
1000 Independence Avenue, S.W.  
Washington, D.C. 20585  
Telephone: 202-586-0730  
email: DUF6\_NEPA@em.doe.gov

For general information on the DOE National Environmental Policy Act (NEPA) process, contact:

William Ostrum  
EM NEPA Compliance Officer  
Office of Environmental Management, EM 4.31  
U.S. Department of Energy  
1000 Independence Avenue, SW  
Washington, DC 20585  
Telephone: 202-586-2513

This document is available on the DOE NEPA website (<http://energy.gov/nepa/nepa-documents>), and the Portsmouth/Paducah Project Office website (<https://www.energy.gov/em/disposition-uranium-oxide-conversion-depleted-uranium-hexafluoride>) for viewing and downloading.

### ABSTRACT:

On June 18, 2004, the U.S. Department of Energy (DOE) issued environmental impact statements for the construction and operation of facilities to convert depleted uranium hexafluoride (DUF<sub>6</sub>) to depleted uranium (DU) oxide at DOE's Paducah Site (Paducah) in Kentucky and Portsmouth Site (Portsmouth) in Ohio (Volume 69 of the *Federal Register*, page 34161 [69 FR 34161]). Both the *Final Environmental Impact Statement for Construction and Operation of a Depleted Uranium Hexafluoride Conversion Facility at the Paducah, Kentucky Site* (DOE/EIS-0359) and the *Final Environmental Impact Statement for Construction and Operation of a Depleted Uranium Hexafluoride Conversion Facility at the Portsmouth, Ohio Site* (DOE/EIS-0360) (collectively, the

“2004 EISs”) were prepared to evaluate and implement DOE’s DUF<sub>6</sub> long-term management program.

Records of Decision (RODs) were published for the 2004 EISs on July 27, 2004 (69 FR 44654; 69 FR 44649). In the RODs, DOE decided that it would build facilities at both Paducah and Portsmouth and convert DOE’s inventory of DUF<sub>6</sub> to DU oxide. DOE decided the aqueous hydrogen fluoride produced during conversion would be sold for use pending approval of authorized release limits. The calcium fluoride (CaF<sub>2</sub>) produced during conversion operations would be reused, pending approval of authorized release limits, or disposed of as appropriate. DOE also decided that the DU oxide conversion product would be reused to the extent possible or packaged in empty and heel cylinders for disposal at an appropriate disposal facility. Emptied cylinders would also be disposed of at an appropriate facility.

DOE had intended to identify disposal locations in the RODs for the 2004 EISs for any declared DU oxide waste. However, prior to issuing the RODs, DOE discovered it inadvertently had not formally provided copies of the Draft and Final EISs to the states of Nevada and Utah, and DOE concluded it was bound by the Council on Environmental Quality (CEQ) National Environmental Policy Act (NEPA) regulations described in Title 40 of the *Code of Federal Regulations* (40 CFR) 1502.19 to forego decisions on disposal location(s) until it had properly notified these states. Accordingly, in the RODs for the 2004 EISs, DOE did not include decisions with respect to specific disposal location(s) for DU oxide declared waste, but instead informed the public it would make the decisions later, and additional supplemental NEPA analysis would be provided for review and comment.

The purpose and need for this action is to identify and analyze alternatives for the disposition of DU oxide. If a beneficial use cannot be found for the DU oxide, all or a portion of the inventory may need to be disposed of. The proposed scope of this *DU Oxide SEIS* includes an analysis of the potential impacts from three Action Alternatives and a No Action Alternative (in accordance with 40 CFR 1502.14). Under the Action Alternatives, DU oxide would be disposed of at one or more of the three disposal facilities: (1) the EnergySolutions LLC site near Clive, Utah; (2) the Nevada National Security Site (NNSS) in Nye County, Nevada; and (3) the Waste Control Specialists LLC (WCS) site near Andrews, Texas. Under the No Action Alternative, transportation and disposal would not occur, and DU oxide containers would remain in storage at Paducah and Portsmouth. All other aspects of the DUF<sub>6</sub> conversion activities remain as described previously in the 2004 EISs and RODs and are not within the scope of this *DU Oxide SEIS*.

Under the Action Alternatives and the No Action Alternative, container storage, maintenance, and handling activities would occur within the industrialized areas of Paducah and Portsmouth; there would be no significant construction or ground disturbance, minor employment, minor utility use, and no routine releases of DU oxide or other hazardous materials. Therefore, potential impacts on site infrastructure; air quality and noise; geology and soils; water resources; biotic resources; public and occupational health and safety (during normal operations, accidents, and transportation); socioeconomic; waste management; land use and aesthetics; cultural resources; and environmental justice at Paducah and Portsmouth would be expected to be minor. A potential release of DU oxide from a container breach would be expected to result in uranium concentrations below benchmark levels, and therefore would have minimal impacts on soils, surface and groundwater quality, biotic resources, and human health.

Transport of the DU oxide by truck or train to a disposal site would be expected to result in no latent cancer fatalities to workers or the public, although there could be nonradiological fatalities from trauma during a truck or train accident. Greenhouse gas emissions from transportation vehicles would amount to a very small percentage of United States emissions and would be expected to have a small but indeterminate impact on global climate change. Waste disposal volumes would not be expected to exceed the capacities of the EnergySolutions, NNSS, or WCS disposal facilities.

On December 28, 2018, the U.S. Environmental Protection Agency (EPA) and DOE published notices in the *Federal Register* announcing the availability of the *Draft DU Oxide SEIS* (83 FR 67282 and 83 FR 67250). A 45-day comment period, ending February 11, 2019, was announced to provide time for interested parties to review and comment on the *Draft DU Oxide SEIS*. In response to public requests, DOE extended the public comment period by 21 days, through March 4, 2019 (84 FR 1716, February 5, 2019). During the public comment period, DOE held three web-based public hearings to provide interested members of the public with opportunities to hear DOE representatives present the results of the *Draft DU Oxide SEIS* analyses and to provide oral comments. DOE received 24 comment documents containing 115 comments during the public comment period. All comments received during the public comment period were considered in preparing this *Final DU Oxide SEIS*.

If a beneficial use cannot be found for the DU oxide, all or a portion of the inventory may be characterized as waste and may need to be disposed of. DOE's Preferred Alternative would be to dispose of DU oxide at one or more of the disposal sites (EnergySolutions, NNSS, and/or WCS), understanding that any disposal location(s) must have a current license or authorization and capacity to dispose of DU oxide at the time shipping to a location is initiated. DOE does not have a preference among the Action Alternatives. Any decision related to the Proposed Action may also depend on competitive procurement practices necessary to contract for the transportation and disposal of the DU oxide. The decision regarding which alternative(s) DOE selects would be documented in a ROD, in accordance with 10 CFR 1021.315. The ROD would be published in the *Federal Register* no sooner than 30 days after publication of this *Final DU Oxide SEIS*.

## TABLE OF CONTENTS

S.1	Introduction.....	S-1
S.2	Background Information.....	S-2
S.3	Changes Since the Paducah EIS and Portsmouth EIS were Prepared in 2004.....	S-5
S.4	Purpose and Need for Agency Action .....	S-7
S.5	Proposed Action.....	S-7
S.6	Public Involvement .....	S-8
S.7	Activities Related to the Proposed Action.....	S-9
S.8	Description of Alternatives .....	S-12
S.8.1	No Action Alternative .....	S-12
S.8.2	Action Alternatives.....	S-13
S.8.3	Alternatives Considered But Not Analyzed in Detail .....	S-19
S.9	Comparison of Alternatives .....	S-19
S.9.1	General Information .....	S-19
S.9.2	Summary and Comparison of Potential Environmental Impacts of the Alternatives.....	S-20
S.9.3	Cumulative Impacts.....	S-28
S.10	Preferred Alternative.....	S-37
S.11	References.....	S-37

## LIST OF TABLES

Table S-1	Attributes of the Activities Analyzed Under the <i>DU Oxide SEIS</i> Alternatives .....	S-17
Table S-2	Summary Comparison of Potential Environmental Impacts of the Alternatives at the Paducah and Portsmouth Sites .....	S-21
Table S-3	Summary Comparison of Potential Environmental Impacts of Transportation and Disposal at EnergySolutions, Nevada National Security Site, or Waste Control Specialists LLC .....	S-26
Table S-4	Annual Cumulative Impacts at the Paducah Site.....	S-30
Table S-5	Annual Cumulative Impacts at the Portsmouth Site .....	S-32
Table S-6	Cumulative Impacts on Radioactive Waste Disposal Capacity (cubic yards)...	S-35

## LIST OF FIGURES

Figure S-1	Location of the Paducah Site (Source: Modified from PPPO 2018) .....	S-1
Figure S-2	Location of the Portsmouth Site (Source: Modified from PPPO 2018) .....	S-2
Figure S-3	Typical Depleted Uranium Hexafluoride Storage Cylinder .....	S-3
Figure S-4	Depleted Uranium Hexafluoride Cylinder Storage Yard.....	S-4
Figure S-5	Locations of Facilities Discussed in this <i>DU Oxide SEIS</i> .....	S-8
Figure S-6	Typical Bulk Bag .....	S-10
Figure S-7	Anticipated Activities at the Paducah and Portsmouth Sites Analyzed in this <i>DU Oxide SEIS</i> .....	S-11
Figure S-8	Analyzed Train and Truck Routes from Paducah to Potential Disposal Sites...	S-15
Figure S-9	Analyzed Train and Truck Routes from Portsmouth to Potential Disposal Sites.....	S-16

## NOTATION

The following is a list of acronyms and abbreviations, chemical names, and units of measure used in this document. Some acronyms used only in tables may be defined only in those tables.

ABC	Articulated Bulk Container
CaF <sub>2</sub>	calcium fluoride
CEQ	Council on Environmental Quality
CERCLA	Comprehensive Environmental Response, Compensation and Liability Act
CFR	<i>Code of Federal Regulations</i>
CO <sub>2e</sub>	carbon dioxide equivalents
DD&D	decontamination, decommissioning, and demolition
DoD	U.S. Department of Defense
DOE	U.S. Department of Energy
DOT	U.S. Department of Transportation
DU Oxide SEIS	<i>Supplemental Environmental Impact Statement for Disposition of Depleted Uranium Oxide Conversion Product Generated from DOE's Inventory of Depleted Uranium Hexafluoride</i>
DU	depleted uranium
DUF <sub>6</sub>	depleted uranium hexafluoride
ETTP	East Tennessee Technology Park (formerly K-25 site)
FR	<i>Federal Register</i>
FTE	full-time equivalent
HF	hydrogen fluoride
LCF	latent cancer fatality
LLW	low-level radioactive waste
MEI	maximally exposed individual
MLLW	mixed low-level radioactive waste
NEPA	National Environmental Policy Act
NNSS	Nevada National Security Site
NRC	U.S. Nuclear Regulatory Commission
OSWDF	On-Site Waste Disposal Facility
ROD	Record of Decision
ROI	region of influence
Tc	technetium
TRU	transuranic
USEC	United States Enrichment Corporation

**UNITS OF MEASURE**

°C	degree(s) Celsius	min	minute(s)
Ci	curie(s)	mL	milliliter(s)
cm	centimeter(s)	mph	mile(s) per hour
		mR	milliroentgen(s)
d	day(s)	mrem	millirem(s)
dB	decibel(s)	mSv	millisievert(s)
dB(A)	A-weighted decibel(s)	MVA	megavolt-ampere(s)
		MW	megawatt(s)
°F	degree(s) Fahrenheit	MWh	megawatt-hour(s)
ft	foot (feet)		
ft <sup>2</sup>	square foot (feet)	nCi	nanocurie(s)
ft <sup>3</sup>	cubic foot (feet)		
		oz	ounce(s)
g	gram(s)	pCi	picocurie(s)
gal	gallon(s)		
		ppb	part(s) per billion
h	hour(s)	ppm	part(s) per million
ha	hectare(s)	psia	pound(s) per square inch absolute
		psig	pound(s) per square inch gauge
in	inch(es)		
in <sup>2</sup>	square inch(es)	rem	roentgen equivalent man
kg	kilogram(s)	s	second(s)
km	kilometer(s)	Sv	sievert(s)
km <sup>2</sup>	square kilometer(s)		
kPa	kilopascal(s)	t	metric ton(s)
		ton(s)	short ton(s)
L	liter(s)		
lb	pound(s)	wt%	percent by weight
m	meter(s)	yd <sup>3</sup>	cubic yard(s)
m <sup>2</sup>	square meter(s)	yr	year(s)
m <sup>3</sup>	cubic meter(s)		
MeV	million electron volts	µg	microgram(s)
mg	milligram(s)	µm	micrometer(s)
mi	mile(s)		
mi <sup>2</sup>	square mile(s)		

# Final Supplemental Environmental Impact Statement – Depleted Uranium Oxide

## CONVERSIONS

METRIC TO ENGLISH			ENGLISH TO METRIC		
Multiply	by	To get	Multiply	by	To get
<b>Area</b>					
Square meters	10.764	Square feet	Square feet	0.092903	Square meters
Square kilometers	247.1	Acres	Acres	0.0040469	Square kilometers
Square kilometers	0.3861	Square miles	Square miles	2.59	Square kilometers
Hectares	2.471	Acres	Acres	0.40469	Hectares
<b>Concentration</b>					
Kilograms/square meter	0.16667	Tons/acre	Tons/acre	0.5999	Kilograms/square meter
Milligrams/liter	1 <sup>a</sup>	Parts/million	Parts/million	1 <sup>a</sup>	Milligrams/liter
Micrograms/liter	1 <sup>a</sup>	Parts/billion	Parts/billion	1 <sup>a</sup>	Micrograms/liter
Micrograms/cubic meter	1 <sup>a</sup>	Parts/trillion	Parts/trillion	1 <sup>a</sup>	Micrograms/cubic meter
<b>Density</b>					
Grams/cubic centimeter	62.428	Pounds/cubic foot	Pounds/cubic foot	0.016018	Grams/cubic centimeter
Grams/cubic meter	0.0000624	Pounds/cubic foot	Pounds/cubic foot	16,018.5	Grams/cubic meter
<b>Length</b>					
Centimeters	0.3937	Inches	Inches	2.54	Centimeters
Meters	3.2808	Feet	Feet	0.3048	Meters
Kilometers	0.62137	Miles	Miles	1.6093	Kilometers
<b>Radiation</b>					
Sieverts	100	Rem	Rem	0.01	Sieverts
<b>Temperature</b>					
<i>Absolute</i>					
Degrees C + 17.78	1.8	Degrees F	Degrees F - 32	0.55556	Degrees C
<i>Relative</i>					
Degrees C	1.8	Degrees F	Degrees F	0.55556	Degrees C
<b>Velocity/Rate</b>					
Cubic meters/second	2118.9	Cubic feet/minute	Cubic feet/minute	0.00047195	Cubic meters/second
Grams/second	7.9366	Pounds/hour	Pounds/hour	0.126	Grams/second
Meters/second	2.237	Miles/hour	Miles/hour	0.44704	Meters/second
<b>Volume</b>					
Liters	0.26418	Gallons	Gallons	3.7854	Liters
Liters	0.035316	Cubic feet	Cubic feet	28.316	Liters
Liters	0.001308	Cubic yards	Cubic yards	764.54	Liters
Cubic meters	264.17	Gallons	Gallons	0.0037854	Cubic meters
Cubic meters	35.314	Cubic feet	Cubic feet	0.028317	Cubic meters
Cubic meters	1.3079	Cubic yards	Cubic yards	0.76456	Cubic meters
Cubic meters	0.0008107	Acre-feet	Acre-feet	1233.49	Cubic meters
<b>Weight/Mass</b>					
Grams	0.035274	Ounces	Ounces	28.35	Grams
Kilograms	2.2046	Pounds	Pounds	0.45359	Kilograms
Kilograms	0.0011023	Tons (short)	Tons (short)	907.18	Kilograms
Metric tons	1.1023	Tons (short)	Tons (short)	0.90718	Metric tons
<b>ENGLISH TO ENGLISH</b>					
Acre-feet	325,850.7	Gallons	Gallons	0.000003046	Acre-feet
Acres	43,560	Square feet	Square feet	0.000022957	Acres
Square miles	640	Acres	Acres	0.0015625	Square miles

a. This conversion is only valid for concentrations of contaminants (or other materials) in water.

## METRIC PREFIXES

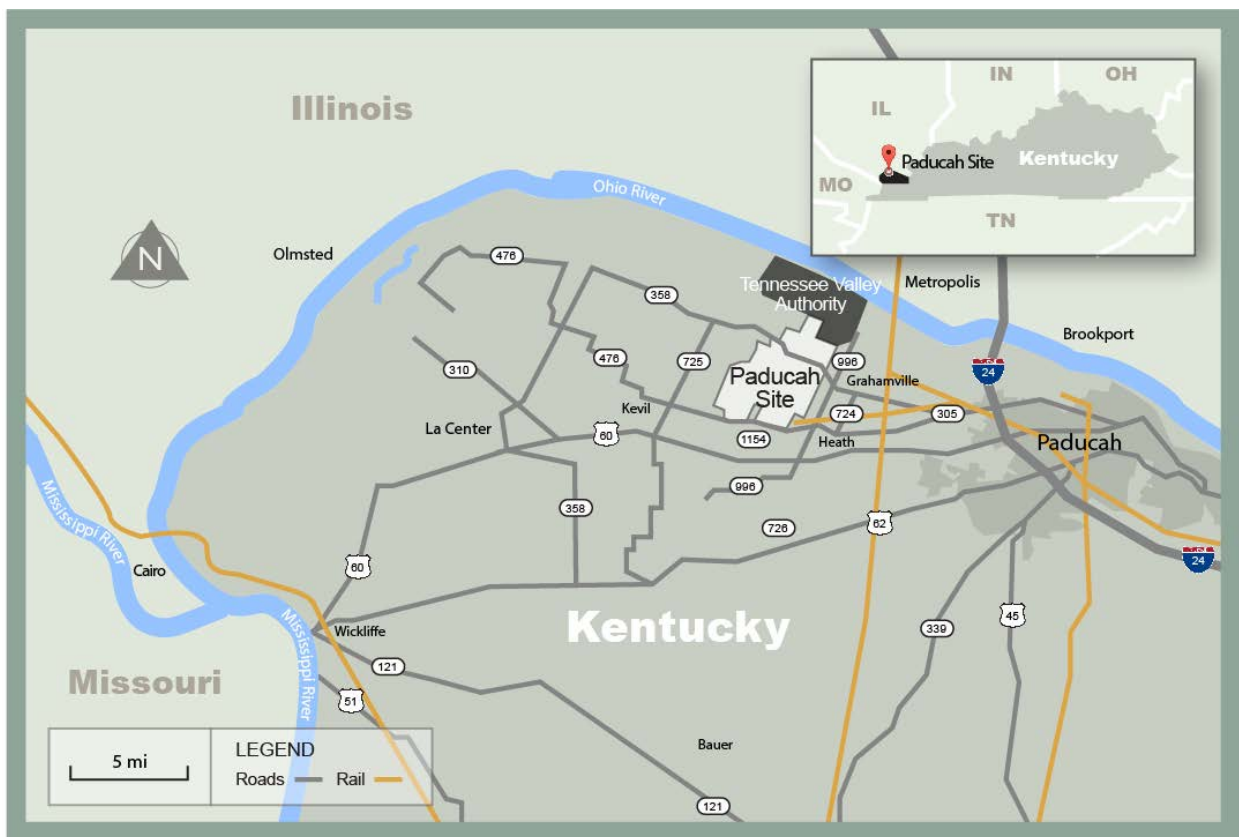
Prefix	Symbol	Multiplication factor
exa-	E	1,000,000,000,000,000,000 = 10 <sup>18</sup>
peta-	P	1,000,000,000,000,000 = 10 <sup>15</sup>
tera-	T	1,000,000,000,000 = 10 <sup>12</sup>
giga-	G	1,000,000,000 = 10 <sup>9</sup>
mega-	M	1,000,000 = 10 <sup>6</sup>
kilo-	k	1,000 = 10 <sup>3</sup>
deca-	D	10 = 10 <sup>1</sup>
deci-	d	0.1 = 10 <sup>-1</sup>
centi-	c	0.01 = 10 <sup>-2</sup>
milli-	m	0.001 = 10 <sup>-3</sup>
micro-	μ	0.000 001 = 10 <sup>-6</sup>
nano-	n	0.000 000 001 = 10 <sup>-9</sup>
pico-	p	0.000 000 000 001 = 10 <sup>-12</sup>



## SUMMARY

### S.1 INTRODUCTION

The U.S. Department of Energy (DOE) has prepared this *Supplemental Environmental Impact Statement for Disposition of Depleted Uranium Oxide Product Generated from DOE's Inventory of Depleted Uranium Hexafluoride (DU Oxide SEIS)* to evaluate alternatives for the transport and disposal of depleted uranium (DU) oxide<sup>1</sup> from the Paducah and Portsmouth Sites (Paducah and Portsmouth) in Paducah, Kentucky, and Piketon, Ohio, respectively. This *DU Oxide SEIS* has been prepared in accordance with the Council on Environmental Quality's (CEQ) National Environmental Policy Act (NEPA) regulations at Title 40 of the *Code of Federal Regulations* (40 CFR) Parts 1500–1508, and DOE NEPA implementing procedures at 10 CFR Part 1021. The locations of Paducah and Portsmouth are shown in **Figures S-1** and **S-2**, respectively.



**Figure S-1 Location of the Paducah Site (Source: Modified from PPPO 2018)**

<sup>1</sup> This DU Oxide SEIS also evaluates the environmental impacts of transportation and disposal of related waste streams including empty and heel cylinders, calcium fluoride, and ancillary low-level radioactive waste and mixed low-level radioactive waste.



Figure S-2 Location of the Portsmouth Site (Source: Modified from PPPO 2018)

## S.2 BACKGROUND INFORMATION

The use of uranium as fuel for nuclear reactors or for military applications requires uranium enrichment, that is, increasing the proportion of the fissile uranium-235 isotope found in natural uranium. Industrial uranium enrichment in the United States began as part of atomic bomb development during World War II. Uranium enrichment for both civilian and military uses was continued by the U.S. Atomic Energy Commission and its successor agencies, including DOE. Uranium enrichment by gaseous diffusion was carried out at three locations now known as the Paducah Site (Paducah) in Kentucky, the Portsmouth Site (Portsmouth) in Ohio, and the East Tennessee Technology Park (ETTP) in Oak Ridge, Tennessee. The United States Enrichment Corporation (USEC) conducted enrichment operations at two of these sites: Paducah and Portsmouth. USEC began as a government agency, was later privatized, and is now Centrus Energy Corporation.

Depleted uranium hexafluoride ( $\text{DUF}_6$ )<sup>2</sup> results from the uranium enrichment process. The  $\text{DUF}_6$  that remains after enrichment is stored in large steel cylinders that each contain approximately 9 to 12 metric tons (10 to 13 tons) of material. **Figure S-3** shows a typical  $\text{DUF}_6$  storage cylinder. The  $\text{DUF}_6$  storage cylinders were initially stored at Paducah, Portsmouth, and ETTP where they were generated. However, all  $\text{DUF}_6$  cylinders that were stored at ETTP were transported to Portsmouth. The cylinders are stored two layers high on outdoor gravel or concrete storage areas known as “yards.” The bottom cylinders are placed on concrete saddles to keep them off the ground (ANL 2016). **Figure S-4** shows a  $\text{DUF}_6$  cylinder storage yard.



**Figure S-3 Typical Depleted Uranium Hexafluoride Storage Cylinder**  
(Source: ANL 2001)

In addition to the  $\text{DUF}_6$  cylinders, there are cylinders that contain enriched  $\text{UF}_6$  or normal  $\text{UF}_6$  or are empty or mostly empty (collectively called “non- $\text{DUF}_6$ ” cylinders). The *Final Environmental Impact Statement for Construction and Operation of a Depleted Uranium Hexafluoride Conversion Facility at the Paducah, Kentucky Site* (Paducah EIS), and the *Final Environmental Impact Statement for Construction and Operation of a Depleted Uranium Hexafluoride Conversion Facility at the Portsmouth, Ohio Site* (Portsmouth EIS) (DOE 2004a, 2004b) (collectively, the “2004 EISs”) assumed that the normal  $\text{UF}_6$  and enriched  $\text{UF}_6$  cylinders from both Paducah and Portsmouth would be put to beneficial uses; therefore, conversion of the contents of the non- $\text{DUF}_6$  cylinders was not considered at that time and are not considered in this *DU Oxide*

---

<sup>2</sup> Depleted uranium is uranium that, through the enrichment process, has been stripped of a portion of the uranium-235 that it once contained so that its proportion is lower than the 0.707 weight-percent found in nature. The uranium in most of DOE’s  $\text{DUF}_6$  has between 0.2 and 0.4 weight-percent uranium-235.  $\text{DUF}_6$  is considered a source material, not a waste.

*SEIS*. The empty and heel (mostly empty) cylinders<sup>3</sup> (8,483 at Paducah and 5,517 at Portsmouth) could be used as disposal containers for DU oxide. If not used as disposal containers, these cylinders would be disposed of as low-level radioactive waste (LLW)<sup>4</sup> (PPPO 2018). Disposal of empty and heel cylinders is evaluated in this *DU Oxide SEIS*.



**Figure S-4 Depleted Uranium Hexafluoride Cylinder Storage Yard**  
(Source: BWXT 2016)

DOE evaluated potential broad management options for its DUF<sub>6</sub> inventory in the *Programmatic Environmental Impact Statement for Alternative Strategies for the Long-Term Management and Use of Depleted Uranium Hexafluoride* (DUF<sub>6</sub> PEIS) (DOE 1999a) issued April 1999. In the DUF<sub>6</sub> PEIS ROD (Volume 64 of the *Federal Register*, page 43358 [64 FR 43358], August 10, 1999), DOE decided to promptly convert the DUF<sub>6</sub> inventory to a more stable uranium oxide form and stated it would put the DU oxide<sup>5</sup> to beneficial use as much as possible and store the remaining DU oxide for potential future uses or disposal, as necessary. DOE did not select specific sites for

---

<sup>3</sup> Empty cylinders have had the DUF<sub>6</sub> and heel material removed and contain limited residual material. Heel cylinders contain approximately 50 pounds (23 kilograms) of residual nonvolatile material left after the DUF<sub>6</sub> has been removed.

<sup>4</sup> Most of the heel material consists of DU oxide and uranium daughters (i.e., small quantities of radionuclides formed as a result of the natural radioactive decay of DU) as the radiological constituents and would be Class A LLW, as defined in 10 CFR Part 61, and LLW, per DOE Order 435.1. The radiological characteristics of the majority of heel cylinders are bounded by the DU oxide characteristics. However, a small population of cylinders could contain transuranic (TRU) isotopes and/or technetium (Tc)-99 contaminants. TRU and Tc-99 suspect cylinders will be subjected to sampling and analysis to determine the levels of TRU isotopes and Tc-99. Cylinders deemed not acceptable for use as oxide containers (i.e., they exceed disposal facility waste acceptance criteria) will be shipped to a waste processor for further action to meet disposal facility waste acceptance criteria. DOE will only ship wastes that meet the disposal facility's waste acceptance criteria (PPPO 2019).

<sup>5</sup> When generated, DU oxide is considered a resource and may be sold or transferred for beneficial uses. DU oxide only becomes a waste when the sale or beneficial reuse options are exhausted and a decision is made to dispose of a quantity of the material. When determined to be waste, DU oxide is currently considered to be Class A LLW.

the conversion facilities or disposal at that time, but reserved that decision for subsequent NEPA review.

On June 18, 2004, DOE issued Final EISs for the construction and operation of DUF<sub>6</sub> conversion facilities and other actions at Paducah and Portsmouth (69 FR 34161). The 2004 EISs were prepared as a second level of the tiered<sup>6</sup> environmental review process being used to evaluate and implement DOE's DUF<sub>6</sub> long-term management program. The 2004 EISs include evaluations of the environmental impacts of transportation and disposal of DU oxide, empty and heel DUF<sub>6</sub> storage cylinders, calcium fluoride (CaF<sub>2</sub>)—a conversion co-product—and ancillary LLW and MLLW at two potential off-site locations: the DOE LLW disposal facility at the Nevada National Security Site (NNSS) (formerly called the Nevada Test Site) and at EnergySolutions (formerly known as Envirocare of Utah, Inc.), a commercial LLW disposal facility near Clive, Utah.

RODs were published for the 2004 EISs on July 27, 2004 (69 FR 44654 and 69 FR 44649). In the RODs, DOE decided to build facilities at both Paducah and Portsmouth and convert DOE's inventory of DUF<sub>6</sub> to DU oxide. DOE decided the aqueous hydrogen fluoride (HF) produced during conversion would be sold for use pending approval of authorized release limits. The CaF<sub>2</sub> produced during conversion operations would be reused, pending approval of authorized release limits, or disposed of as appropriate. DOE also decided that the DU oxide conversion product would be reused to the extent possible or packaged in empty and heel cylinders for disposal at an appropriate disposal facility. Emptied cylinders would also be disposed of at an appropriate facility. In the ROD for the Portsmouth DUF<sub>6</sub> conversion facility (69 FR 44654), DOE also decided that all DUF<sub>6</sub> cylinders, once stored at DOE's ETTP, would be shipped to Portsmouth for conversion.

DOE had intended to identify disposal locations in the RODs for the 2004 EISs for any DU oxide declared waste. Prior to issuing the RODs, DOE discovered it had inadvertently not formally provided copies of the Draft and Final EISs to the states of Nevada and Utah, and concluded it was bound by the CEQ NEPA regulations described in 40 CFR 1502.19 to forego decisions on disposal location(s) until it had properly notified these states. Accordingly, in the RODs for the 2004 EISs, DOE did not include decisions with respect to specific disposal location(s) for DU oxide declared waste, but instead informed the public it would make the decisions later and any supplemental NEPA analysis would be provided for review and comment.

### **S.3 CHANGES SINCE THE PADUCAH EIS AND PORTSMOUTH EIS WERE PREPARED IN 2004**

In 2007, DOE prepared a *Draft Supplement Analysis for Location(s) to Dispose of Depleted Uranium Oxide Conversion Product Generated from DOE's Inventory of Depleted Uranium Hexafluoride* (Draft SA) (DOE 2007), in accordance with DOE NEPA implementing procedures described in 10 CFR 1021.314. This Draft SA was prepared in order to determine whether a Supplemental EIS was required prior to making a decision about DU oxide disposal locations as committed to in the 2004 RODs (DOE 2007). DOE prepared the Draft SA and made it publicly

---

<sup>6</sup> According to 40 CFR Part 1500, tiering of EISs refers to the process of addressing a broad, general program, policy, or proposal in an initial EIS, and analyzing a narrower, site-specific proposal, related to the initial program, plan, or policy in a subsequent EIS; in this case, an SEIS.



available on April 3, 2007 (72 FR 15869). Comments received on the Draft SA suggested DOE should consider the Waste Control Specialists LLC (WCS) LLW disposal facility near Andrews, Texas, as a reasonable alternative for DU oxide disposal. DOE determined that more time was needed to allow for resolution of regulatory questions at the disposal sites and did not issue a Final SA. In May 2013, WCS was granted a license amendment that authorized disposal of bulk LLW, and in August 2014, WCS was granted a license amendment that authorized disposal of DU in its original metal container. As a result, DOE now assumes for purposes of analysis that WCS may be a viable disposal site for DU oxide and other wastes.

Both of the Paducah and Portsmouth conversion facilities were operational in 2011. As of February 2018, 2,908 cylinders of DU oxide had been generated at Paducah, and 1,898 cylinders had been generated at Portsmouth (PPPO 2018). These cylinders are being stacked two layers high at the existing outdoor storage yards at Paducah and Portsmouth until a reuse or disposition decision is made.

After considering the existing DOE NEPA analyses and changes in the disposition activities currently being considered, DOE determined in March 2016 that an SEIS is warranted due to potentially significant new circumstances or information relevant to environmental concerns (in this case, availability of a new alternative disposal site). Accordingly, on August 26, 2016, DOE announced its intent to prepare this *DU Oxide SEIS* (81 FR 58921). This *DU Oxide SEIS* represents the third phase of the environmental review process being used to evaluate and implement the DUF<sub>6</sub> long-term management program. This SEIS evaluates only the management of DU oxide, empty and heel cylinders, CaF<sub>2</sub>, and ancillary LLW and mixed low-level radioactive waste (MLLW). Decisions on the storage of DUF<sub>6</sub>, conversion of DUF<sub>6</sub> to DU oxide, and management of HF were already made in the RODs for the 2004 EISs and are not reevaluated in this *DU Oxide SEIS*.

On November 19, 2019, DOE published the *Supplement Analysis (SA) for Bulk Hydrogen Storage Construction and Operation at the Paducah and Portsmouth DUF<sub>6</sub> Sites* (DOE/EIS-0359-SA-02 and EIS-0360-SA-02) (DOE 2019). The action analyzed in that SA, installation and operation of a bulk hydrogen storage backup supply to the plant hydrogen supply system at each conversion facility such that uninterrupted hydrogen supply is maintained for plant operations, would not affect the quantity of DU oxide conversion product or other materials that would be dispositioned in the action analyzed in this *DU Oxide SEIS* or any of the other impacts analyzed.

On January 23, 2020, DOE/National Nuclear Security Administration (NNSA) amended DOE's previous decision (69 FR 44649) and will install the fourth DUF<sub>6</sub> conversion line, analyzed in the 2004 Portsmouth EIS (DOE 2004b), and will slightly alter the process when reacting the DUF<sub>6</sub> to produce depleted uranium tetrafluoride (DUF<sub>4</sub>) (85 FR 3903). Products of the conversion process and disposition of those products would remain substantially unchanged. The resulting DUF<sub>4</sub> will be provided to a commercial vendor for additional processing. This decision does not affect the quantity of DUF<sub>6</sub> to be converted, and a negligible amount, of approximately 2 percent, of the DU oxide product would be replaced with DUF<sub>4</sub>. Because the amount of DUF<sub>6</sub> to be converted would remain the same and the amount converted to DUF<sub>4</sub> would be small, this action would have a negligible effect on the impacts of conversion as analyzed in the 2004 Portsmouth EIS, and would not represent a substantial change relevant to environmental concerns. Because less DU oxide

would be produced and need to be transported and disposed, the impacts analyzed in this *DU Oxide SEIS* would remain bounding for DU oxide transportation and disposal.

## **S.4 PURPOSE AND NEED FOR AGENCY ACTION**

If a beneficial use cannot be found for the DU oxide, all or a portion of the inventory may be characterized as waste and may need to be disposed of. The purpose and need for this action is to dispose of DU oxide resulting from converting DOE's DUF<sub>6</sub> inventory to a more stable chemical form and to dispose of other LLW and MLLW (i.e., empty and heel cylinders, CaF<sub>2</sub>, and ancillary LLW and MLLW) generated during the conversion process. This need follows directly from the decisions presented in the RODs for the 2004 EISs that deferred DOE's decision related to the transport and disposal of DU oxide at off-site disposal facilities.

## **S.5 PROPOSED ACTION**

DOE's Proposed Action is to transport and dispose of DU oxide and other LLW and MLLW generated during the conversion process at Paducah and Portsmouth to a LLW disposal facility. To implement the Proposed Action, DOE identified three Action Alternatives. Under the Action Alternatives, DU oxide that cannot be reused would be transported to and disposed of at one or more of three disposal facilities: (1) the DOE LLW disposal facility at NNSS; (2) the EnergySolutions LLW disposal facility near Clive, Utah; and (3) the WCS LLW disposal facility near Andrews, Texas.

In addition, the scope of this *DU Oxide SEIS* includes a No Action Alternative in accordance with 40 CFR 1502.14. Under the No Action Alternative, the DU oxide cylinders would remain in storage at Paducah and Portsmouth and would not be transported to a disposal facility.

As decided in the RODs for the 2004 EISs (69 FR 44654; 69 FR at 44649), excess empty and heel cylinders, CaF<sub>2</sub>, and ancillary LLW and MLLW would be transported off site and disposed of under all the evaluated alternatives. All other aspects of the DUF<sub>6</sub> conversion activities would remain as described previously in the 2004 EISs and RODs and are not within the scope of this *DU Oxide SEIS*. **Figure S-5** shows the locations of facilities discussed in this *DU Oxide SEIS*.

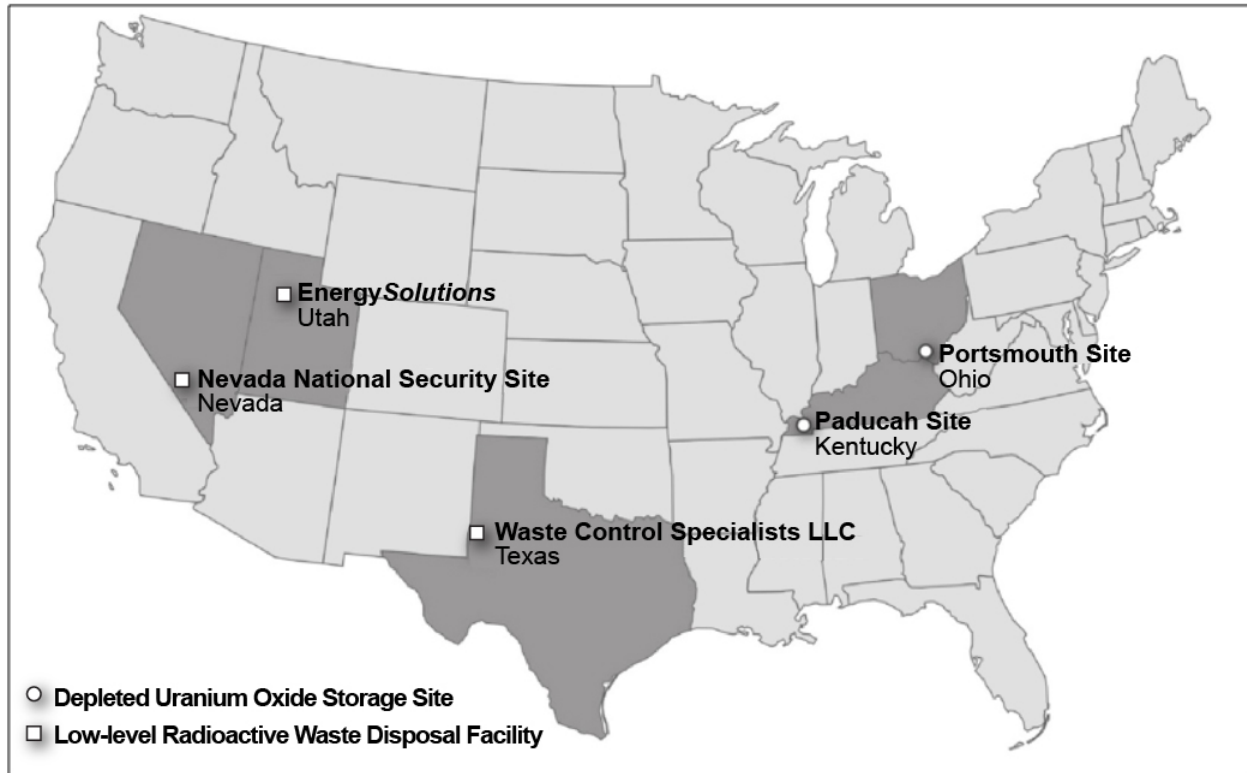


Figure S-5 Locations of Facilities Discussed in this *DU Oxide SEIS*

## S.6 PUBLIC INVOLVEMENT

In accordance with 10 CFR 1021.311(f), a public scoping process is not required for DOE SEISs. Public scoping was conducted on the 2004 EISs, and DOE determined that a separate public scoping period was not needed for this *DU Oxide SEIS*.

On December 28, 2018, EPA and DOE published notices in the *Federal Register* announcing the availability of the *Draft DU Oxide SEIS* (83 FR 67282 and 83 FR 67250). A 45-day comment period, ending February 11, 2019, was announced to provide time for interested parties to review and comment on the *Draft DU Oxide SEIS*. In response to public requests, DOE extended the public comment period by 21 days, through March 4, 2019 (84 FR 1716, February 5, 2019). During the public comment period, DOE held three web-based public hearings to provide interested members of the public with opportunities to hear DOE representatives present the results of the *Draft DU Oxide SEIS* analyses and to provide oral comments. The public hearings were held on the following dates: January 22, 2019 from 2 to 4 pm, January 23, 2019 from 4 to 6 pm, and January 24, 2019 from 7 to 9 pm. All times are Eastern time.

In addition, Federal agencies, state and local governmental entities, American Indian tribal governments, and members of the public were encouraged to submit comments via email and the U.S. mail. All comments received by DOE, were considered in preparing this *Final DU Oxide SEIS*. DOE did not receive any comments after the close of the comment period.



DOE received 24 comment documents containing 115 comments during the public comment period. Topics of interest from the comments received during the public comment period on the *Draft DU Oxide SEIS* are presented in Appendix E, of this *DU Oxide SEIS*. Scanned copies of the public comment documents and DOE's responses to individual comments are also provided in Appendix E.

## **S.7 ACTIVITIES RELATED TO THE PROPOSED ACTION**

This section briefly describes activities at the two sites that were evaluated in the 2004 EISs. These activities will continue at the sites and provide context for the alternatives evaluated in this *DU Oxide SEIS*. Because they were evaluated in the 2004 EISs, most of these activities are not evaluated in this *DU Oxide SEIS*. Conversion and storage activities are similar at Paducah and Portsmouth. Consistent with activities considered in the ROD for the Paducah DUF<sub>6</sub> conversion facility, all DUF<sub>6</sub> cylinders that were stored at ETTP have been shipped to Paducah for conversion.

During the DUF<sub>6</sub> conversion process described in detail in the 2004 EISs, DUF<sub>6</sub> is vaporized and converted to a mixture of uranium oxides (primarily triuranium octaoxide) by reaction with steam and hydrogen. The DU oxide design output is approximately 14,300 metric tons (15,763 tons) per year from the Paducah conversion facility and 10,800 metric tons (11,905 tons) per year from the Portsmouth conversion facility (DOE 2004a, 2004b). The DU oxide conversion product is routinely sampled and analyzed to determine radiological, chemical, and physical characteristics. Analytical results provide feedback on conversion effectiveness and consistency and are the basis for determining if the DU oxide would meet the waste acceptance criteria of a disposal site (PPPO 2019). Currently, the DU oxide is collected and packaged for on-site storage in cylinders emptied of their DUF<sub>6</sub> and processed for this purpose. In the future, DU oxide may be packaged in bulk bags and sent directly to a disposal facility. **Figure S-6** shows a typical bulk bag.

Approximately 11,000 metric tons (12,000 tons) and 8,300 metric tons (9,000 tons) per year of HF, a co-product of the conversion reaction, are captured and recycled for commercial use at Paducah and Portsmouth, respectively (PPPO 2018). Approximately 24 metric tons (26.4 tons) and 18 metric tons (19.8 tons) per year of CaF<sub>2</sub> are estimated to be generated at Paducah and Portsmouth, respectively, during the conversion process. Per the 2004 EISs, the CaF<sub>2</sub> may contain very low levels of radionuclide contamination; therefore, this *DU Oxide SEIS* conservatively assumes that the CaF<sub>2</sub> would be disposed of as LLW. Additional CaF<sub>2</sub> (11,800 metric tons [13,000 tons] per year at Paducah and 8,800 metric tons [9,700 tons] per year at Portsmouth) would be generated if HF is not sold and instead converted to CaF<sub>2</sub> for disposal as waste (DOE 2004a, 2004b).



**Figure S-6 Typical Bulk Bag**

Emptied  $\text{DUF}_6$  cylinders are processed to be used for DU oxide packaging for storage, and potentially transport and disposal. Typically, cylinders emptied of  $\text{DUF}_6$  by heating and vaporization at the conversion facility are placed into temporary storage while residual short-lived radioactivity is allowed to decay. Stabilizing agents are then introduced into the cylinders to neutralize any residual fluoride in the remaining material. After neutralization is complete, a hole is cut on each cylinder head and a flange is welded to the cylinder to facilitate loading with DU oxide. Once filled with DU oxide, a gasket and a cover plate are affixed to the flange (DOE 2004a; PPPO 2018). Filled DU oxide cylinders are moved to the cylinder storage yards for storage pending reuse or disposition.<sup>7</sup>

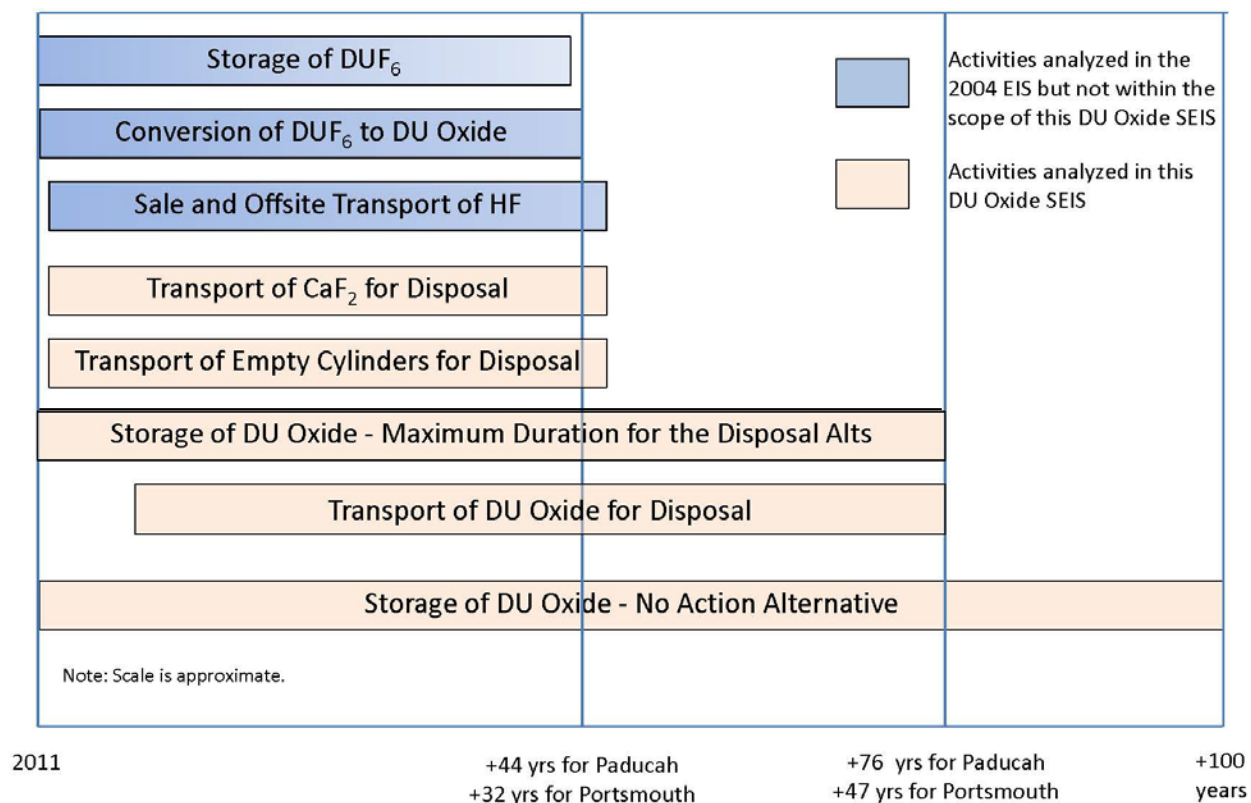
Only the management of DU oxide, empty and heel cylinders,  $\text{CaF}_2$ , and ancillary LLW and MLLW are evaluated in this *DU Oxide SEIS*. Decisions on the storage of  $\text{DUF}_6$ , conversion of  $\text{DUF}_6$  to DU oxide, and management of HF were already made in the RODs for the 2004 EISs (69

---

<sup>7</sup> DOE considers DU oxide a resource that may be sold or transferred for beneficial uses. It would only become a waste when a decision is made to dispose of a quantity of the material.

FR 44654; 69 FR 44649) and are not reevaluated in this *DU Oxide SEIS*. **Figure S-7** shows the activities analyzed in this *DU Oxide SEIS*.

Prior to the start of conversion operations, there were approximately 560,000 metric tons (617,288 tons) of  $\text{DUF}_6$  stored in 46,000 cylinders at Paducah and approximately 250,000 metric tons (275,575 tons) of  $\text{DUF}_6$  stored in 21,000 cylinders at Portsmouth (approximately 4,800 of these cylinders were transferred from ETTP). By the end of the project, conversion of the entire  $\text{DUF}_6$  inventory could result in the generation of a total of approximately 46,150 cylinders (446,515 metric tons [492,193 tons]) of DU oxide at Paducah and approximately 22,850 cylinders (199,337 metric tons [219,729 tons]) of DU oxide at Portsmouth (PPPO 2018).



**Figure S-7 Anticipated Activities at the Paducah and Portsmouth Sites Analyzed in this *DU Oxide SEIS*<sup>8</sup>**

There are also 205, 55-gallon (208-liter) steel drums of DU oxide stored at Portsmouth (PPPO 2018). These drums were generated during the first five years of conversion facility start-up operations and outages. As many as five drums could be generated at each conversion facility annually during recovery from future off-normal events (PPPO 2018). Therefore, a total of 220

<sup>8</sup> The 2004 EISs analyzed disposal of DU oxide, empty and heel cylinders,  $\text{CaF}_2$ , and ancillary LLW and MLLW at NNSS and EnergySolutions. This DU Oxide SEIS analyzes revised quantities of these materials for disposal and includes disposal at an additional facility (i.e., WCS).

and 365 drums of DU oxide could be generated at Paducah and Portsmouth, respectively.<sup>9</sup> These drums are stored in intermodal shipping containers in the cylinder storage yards.

The Paducah and Portsmouth cylinder storage yards are monitored and the DU oxide containers are inspected and maintained in accordance with the Cylinder Surveillance and Maintenance Plan (MCS 2017).

## **S.8 DESCRIPTION OF ALTERNATIVES**

This section describes the three Action Alternatives for disposal of the DU oxide produced by the conversion process and the No Action Alternative.

### **S.8.1 NO ACTION ALTERNATIVE**

Under the No Action Alternative, DU oxide containers would not be transported for disposal. Instead, DU oxide containers would be stored indefinitely at the sites (i.e., Paducah and Portsmouth) where the DU oxide is produced. Therefore, the No Action Alternative does not meet the purpose and need for agency action as described in Chapter 1, Section 1.3, of this *DU Oxide SEIS*, and would only defer a final decision on the ultimate disposition of the DU oxide. In accordance with the RODs for the 2004 EISs (69 FR 44654; 69 FR 44649), the empty and heel cylinders, CaF<sub>2</sub>, and ancillary LLW and MLLW would be shipped to off-site disposal facilities.

Although under the No Action Alternative the DU oxide containers would remain in storage at Paducah and Portsmouth indefinitely, for analysis purposes in this *DU Oxide SEIS* and for comparison to the Action Alternatives, the potential impacts of storage are evaluated for 100 years beginning with storage of the first DU oxide cylinders in 2011 and ending in 2110.<sup>10</sup> During the conversion periods, the numbers of DUF<sub>6</sub> cylinders would decrease, while the numbers of DU oxide cylinders would increase until all DUF<sub>6</sub> is converted to DU oxide. Based on the rate of conversion of DUF<sub>6</sub> to DU oxide, DOE estimates that conversion activities will be completed and the last DU oxide cylinders produced between 2044 and 2054 at Paducah and between 2032 and 2042 at Portsmouth (PPPO 2018). Therefore, storage of DU oxide cylinders after the completion of conversion activities would be for 56 to 66 years at Paducah and for 68 to 78 years at Portsmouth. Consistent with the completion dates for conversion activities, disposal of empty and heel cylinders is conservatively analyzed to occur over 34 years at Paducah and over 22 years at Portsmouth.

---

<sup>9</sup> In order to be conservative, the total DU oxide quantity analyzed in this DU Oxide SEIS for disposal in cylinders or bulk bags includes the quantities that may be generated and disposed of in the 55-gallon steel drums.

<sup>10</sup> Storage under the No Action Alternative could extend beyond the 100 years analyzed in this DU Oxide SEIS. Storage for longer than 100 years would not change the maximum reasonably foreseeable annual impacts of operations, but would extend the impacts described in this DU Oxide SEIS further out in time. The contributions attributable to those facilities to total lifecycle impacts, such as those for total worker and population dose and latent cancer fatalities (LCF), and total waste generation, would increase in proportion to the extended period. These impacts can be estimated from the analyses provided in this DU Oxide SEIS under the No Action Alternative by multiplying the additional years of operation by the annual impacts.

There are also 220 and 365, 55-gallon (208-liter) drums of DU oxide that could be generated at Paducah and Portsmouth, respectively (PPPO 2018). The drums of DU oxide would be stored on site in intermodal shipping containers in the cylinder storage yards.

Under the No Action Alternative, DOE would ensure the continued safe storage of the DU oxide containers for as long as they remain in storage by providing site security, and monitoring and inspecting the storage yards and containers in accordance with the Cylinder Surveillance and Maintenance Plan (MCS 2017). The surveillance and maintenance activities include routine surveillance and maintenance of the cylinder yards, container inspections, and repair or replacement of corroded or damaged storage cylinders.

As decided in the RODs for the 2004 EISs (69 FR 44649 and 69 FR 44654), under the No Action Alternative, DOE would ship the 14,000 intact empty and heel cylinders (8,843 from Paducah and 5,517 from Portsmouth) for off-site disposal as LLW. In addition, if DOE is unable to sell the HF, the HF could be converted to  $\text{CaF}_2$  for disposal as LLW. Approximately 25,262 bulk bags of  $\text{CaF}_2$  at Paducah and 13,559 bulk bags at Portsmouth were analyzed in the 2004 EISs (DOE 2004a, 2004b), while 32,417 bulk bags of  $\text{CaF}_2$  at Paducah and 13,554 bulk bags of  $\text{CaF}_2$  at Portsmouth would be expected under the quantities analyzed in this *DU Oxide SEIS*. In addition, other ancillary LLW and MLLW would be shipped for off-site disposal.

The 2004 EISs (DOE 2004a, 2004b) analyzed the transport of empty and heel cylinders,  $\text{CaF}_2$ , and ancillary LLW and MLLW from Paducah and Portsmouth for disposal at EnergySolutions and NNSS. Because the quantities of these wastes have changed and DOE is considering disposal at WCS, transportation and disposal of these wastes are reevaluated in this *DU Oxide SEIS*.

## **S.8.2 ACTION ALTERNATIVES**

Under the Action Alternatives, DU oxide would be transported and disposed of at one or more of three disposal sites (i.e., EnergySolutions, NNSS, or WCS). The activities at Paducah and Portsmouth would be the same for the three Action Alternatives. Only the destination of the DU oxide cylinder shipments would be different. Under each of the three Action Alternatives, DU oxide containers would be loaded onto either railcars<sup>11</sup> or trucks for transport from Paducah and Portsmouth to the proposed disposal sites. The containers in which the DU oxide is stored would be used as the transportation package and disposal container and, as such, would need to meet U.S. Department of Transportation (DOT) requirements and disposal facility waste acceptance criteria. DU oxide containers not meeting transportation requirements would be repaired, replaced, or overpacked<sup>12</sup> before shipment. Approximately 46,150 cylinders of

---

<sup>11</sup> This DU Oxide SEIS analyzes the transportation of 1,440 DU oxide cylinders per year in gondola railcars, 60 cylinders in a 10-gondola railcar train. As an option, DU oxide cylinders could be shipped in Articulated Bulk Container (ABC) railcars, 120 cylinders in a 10-ABC railcar train. Using ABC railcars, the same number of cylinders would be shipped each year in half the number of train shipments. Because the number of DU oxide cylinders being transported, both annually and in total, would remain the same, the annual and total impacts of shipping in ABC railcars would be similar to, or bounded by, shipping in gondola railcars. This is described in more detail in Chapter 4 of the DU Oxide SEIS.

<sup>12</sup> As defined in the DOT Hazardous Materials Regulations (49 CFR 171.8), an overpack is an enclosure that is used to provide protection or convenience in the handling of a transportation package or to consolidate two or more packages. The overpack does not include the transport vehicle or freight container.

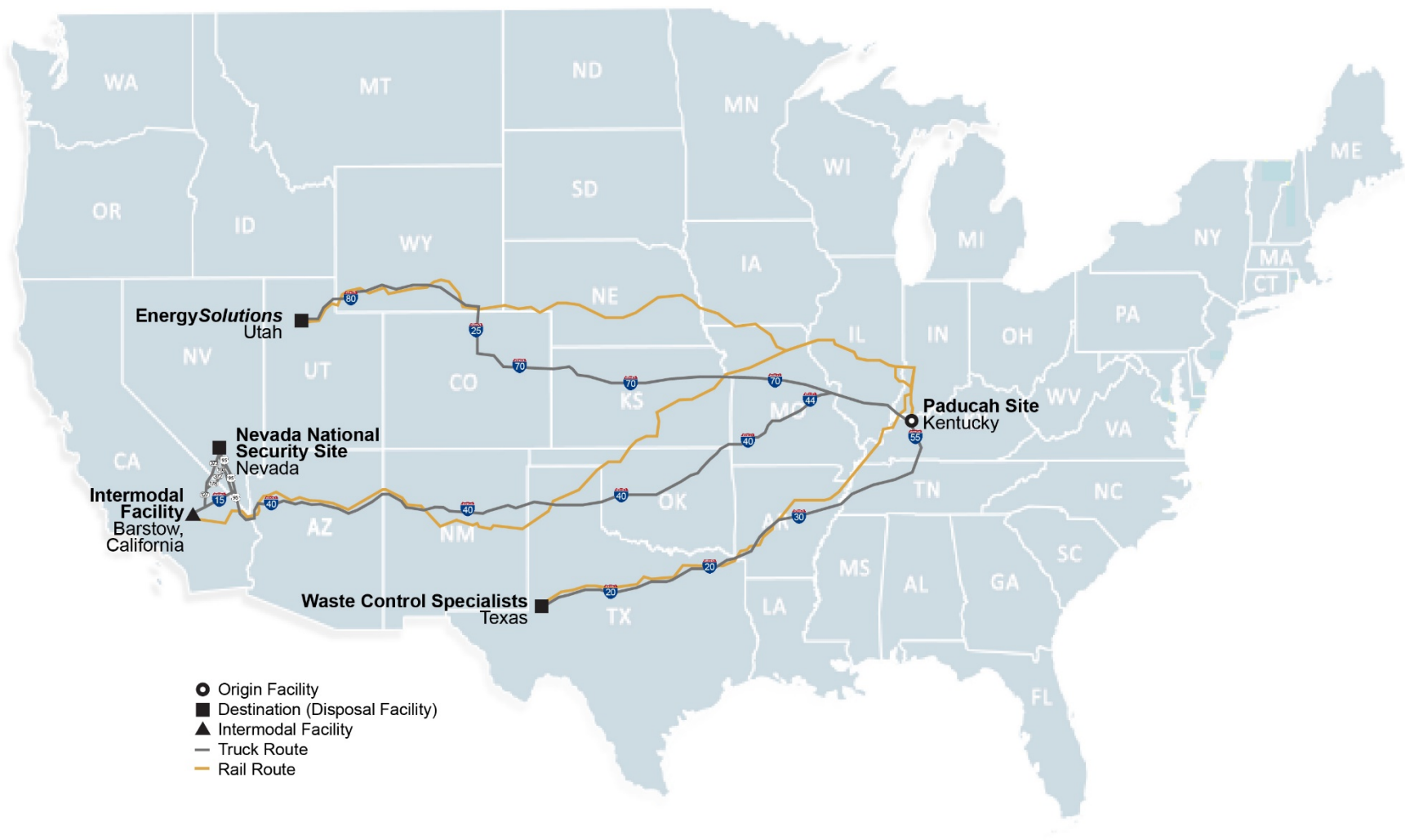
DU oxide would be shipped from Paducah and 22,850 cylinders of DU oxide would be shipped from Portsmouth over the life of the project.

As an option, this *DU Oxide SEIS* also evaluates the transport and disposal of DU oxide in bulk bags. It is estimated that approximately 41,016 bulk bags of DU oxide would be generated at Paducah and 18,142 bulk bags of DU oxide would be generated at Portsmouth over the life of the project. Under the bulk bag disposal option, 69,000 volume-reduced empty and heel cylinders (46,150 from Paducah and 22,850 from Portsmouth) would also require disposal.

In addition, as described under the No Action Alternative, 14,000 empty and heel cylinders,  $\text{CaF}_2$ , and ancillary LLW and MLLW would be shipped to the LLW disposal sites.

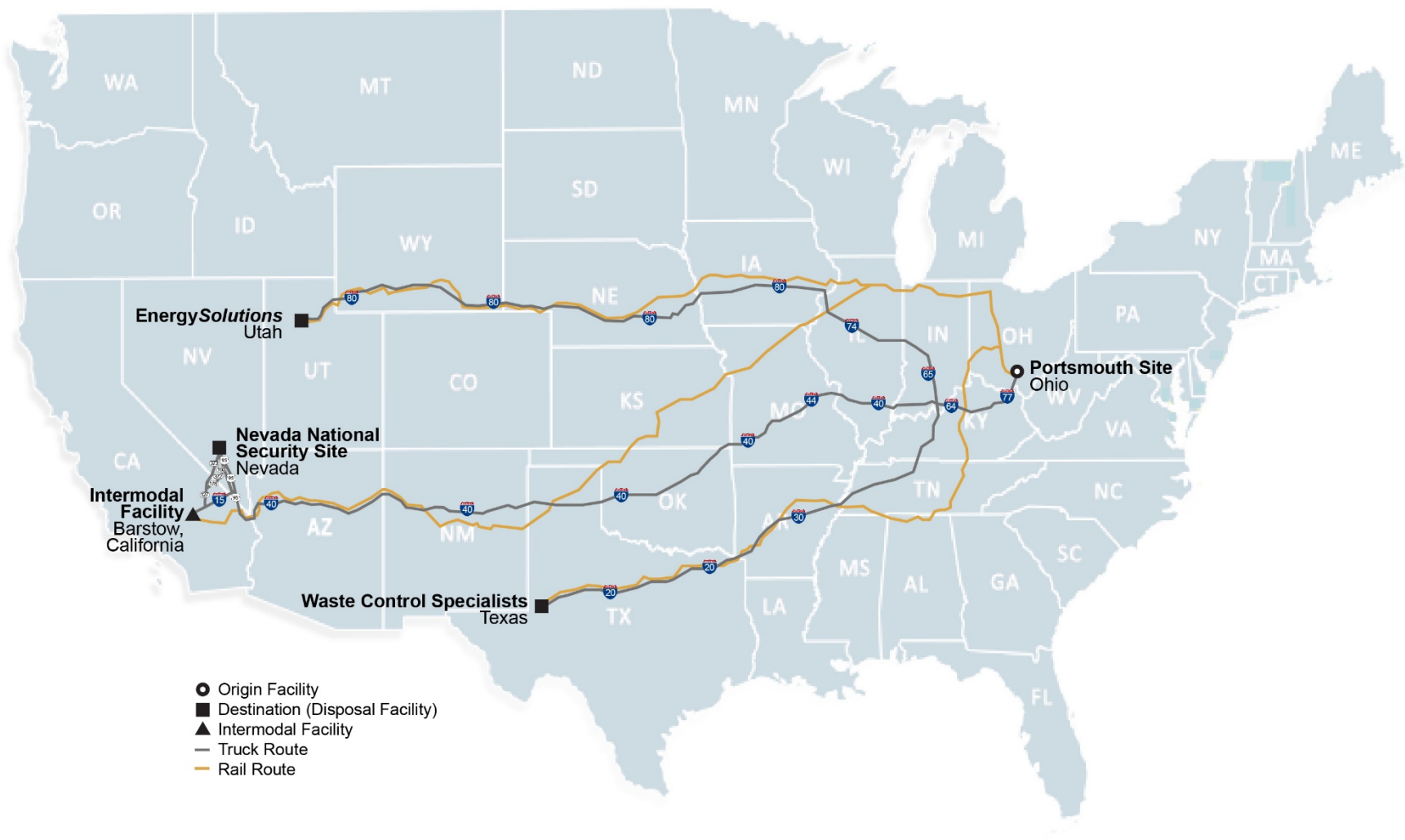
Rail access is available at both Paducah and Portsmouth and at two of the potential disposal sites: EnergySolutions in Utah and WCS in Texas. For these sites, train transport would be directly from Paducah or Portsmouth to either of these disposal sites. NNSS does not have rail access. Therefore, train transport to NNSS would not be direct. DU oxide containers would be transferred from railcars to trucks at an intermodal facility for the final leg of the trip to NNSS. For purposes of analysis, this *DU Oxide SEIS* assumes the intermodal facility located in Barstow, California, would be used. **Figures S-8** and **S-9** show the analyzed routes from Paducah and Portsmouth, respectively, to the potential disposal sites.

Transport, both by train and truck, would be in accordance with DOT regulations at 49 CFR Part 173, Subpart I, and DOE Orders and guidance, including Chapter 5, “Protection During Transportation,” of DOE Order 473.3A, *Protection Program Operations*.



**Figure S-8 Analyzed Train and Truck Routes from Paducah to Potential Disposal Sites**





**Figure S-9 Analyzed Train and Truck Routes from Portsmouth to Potential Disposal Sites**



**Table S-1** shows the key attributes of the activities analyzed under the *DU Oxide SEIS* alternatives.

**Table S-1 Attributes of the Activities Analyzed Under the *DU Oxide SEIS* Alternatives**

Activity	Paducah		Portsmouth	
	No Action Alternative	Disposal Alternatives	No Action Alternative	Disposal Alternatives
Evaluated in the 2004 EISs (DOE 2004a, 2004b) but not Evaluated in this <i>DU Oxide SEIS</i> <sup>a</sup>				
Conversion of DUF <sub>6</sub> to DU Oxide				
Start of Conversion Operations	2011		2011	
Duration of Conversion Operations	34 to 44 years <sup>b</sup>		22 to 32 years <sup>b</sup>	
Evaluated in this <i>DU Oxide SEIS</i>				
Amount of DU Oxide	446,515 MT		199,337 MT	
DU Oxide in Cylinders <sup>c</sup>	46,150 cylinders		22,850 cylinders	
DU Oxide in Drums	220 drums		365 drums	
Disposal of CaF <sub>2</sub> <sup>(d)</sup>	379,000 MT		159,000 MT	
Disposal of Empty and Heel Cylinders	8,483 cylinders		5,517 cylinders	
Start of DU Oxide Storage	2011		2011	
Storage of DU Oxide Containers	100 years <sup>e</sup>	76 years <sup>f</sup>	100 years <sup>e</sup>	47 years <sup>f</sup>
Employment Associated with DU Oxide Container Storage	16 FTEs		12 FTEs	
Transport of DU Oxide Containers to Off-site Disposal Facilities	NA	32 years <sup>g</sup>	NA	15 years <sup>g</sup>
Disposal of DU Oxide at EnergySolutions, NNSS, or WCS	NA	258,000 cubic yards	NA	128,000 cubic yards

**Notes:** DU = depleted uranium; ES = EnergySolutions; FTE = full-time equivalent; LLW = low-level radioactive waste; MT = metric tons; NA = not applicable; NE = not evaluated in this *DU Oxide SEIS*; NNSS = Nevada National Security Site; SEIS = supplemental environmental impact statement; WCS = Waste Control Specialists.

<sup>a</sup> Storage of DUF<sub>6</sub> cylinders, conversion of DUF<sub>6</sub> to DU oxide, management of HF, and size reduction of empty and heel cylinders were analyzed in the 2004 EISs (DOE 2004a, 2004b) and are not part of the analysis of the Action Alternatives in this *DU Oxide SEIS*, but were considered as part of cumulative impacts.

<sup>b</sup> Based on the rate of conversion of DUF<sub>6</sub> to DU oxide, DOE now believes conversion activities would occur over a 34- to 44-year period at Paducah and a 22- to 32-year period at Portsmouth (PPPO 2018). This corresponds with the duration of conversion activities plus a 10-year cushion to account for unforeseen delays.

<sup>c</sup> As an option, DU oxide could be disposed of in bulk bags. At Paducah, 41,016 bulk bags would be needed; at Portsmouth, 18,142 bulk bags would be needed. Under the disposal in bulk bags option, an additional 69,000 empty and heel cylinders would be volume-reduced and disposed of as LLW.

<sup>d</sup> Under the scenario where HF cannot be sold and is instead converted to CaF<sub>2</sub> and disposed of as LLW. Information is derived from the 2004 EISs (DOE 2004a, 2004b).

<sup>e</sup> For purposes of analysis in this *DU Oxide SEIS*, under the No Action Alternative, storage of DU Oxide containers was evaluated for 100 years. The impacts of storage beyond 100 years are also discussed.

<sup>f</sup> Based on the DUF<sub>6</sub> to DU oxide conversion rates, DU oxide containers would be stored at Paducah for at least 34 to 44 years, and at Portsmouth for at least 22 to 32 years. Based on the schedule for shipping DU oxide to the disposal sites, DU oxide containers could be shipped from Paducah over a period of 32 years and at Portsmouth over a period of 15 years. Therefore, this *DU Oxide SEIS* analyzes storage of DU oxide containers for 76 (44 + 32) years at Paducah and 47 (32 + 15) years at Portsmouth. The impacts analysis uses the maximum duration and assumes that all DU oxide containers would be stored for this entire period in order to maximize the potential impacts of storage (i.e., be the most conservative).

<sup>g</sup> Based on the schedule for shipping DU oxide to the disposal sites, DU oxide containers could be shipped from Paducah over a period of 32 years and at Portsmouth over a period of 15 years after completion of conversion operations. This is unlikely because the DU oxide would be generated at Paducah over a period of 34 to 44 years, and at Portsmouth over a period of 22 to 32 years, and much of the DU oxide would likely be shipped as it is generated. Nonetheless, the transportation impacts analysis uses the shipping durations (32 years at Paducah and 15 years at Portsmouth) in order to maximize annual transportation impacts (i.e., be the most conservative).

**Source:** Information is based on PPPO (2018) except where noted.

### **Disposal of Waste at EnergySolutions**

Disposal at EnergySolutions near Clive, Utah, was evaluated in the 2004 EISs. At that time, the name of the site was Envirocare of Utah, Inc. This site is 5 miles (8 kilometers) south of the Clive exit on Interstate 80 in Tooele County, approximately 80 miles (130 kilometers) west of Salt Lake City, Utah. This site can accept waste by train or truck transport. The site is approximately 1 square mile (2.6 square kilometers) in size and is licensed to handle and dispose of Class A LLW, naturally occurring and accelerator-produced material, MLLW, and uranium and thorium byproduct material under Utah Radioactive Material License UT2300249. There are more than 8 million cubic yards (6.1 million cubic meters) of licensed/permitted capacity at the Clive site (ES 2016). As discussed in this *DU Oxide SEIS*, EnergySolutions has applied for a license amendment to construct and operate a dedicated unit for disposal of DU. This disposal unit is currently designed to accept approximately 378,000 cubic yards (289,000 cubic meters) of DU oxide but could be sized to accommodate the actual disposal volume (Shrum 2016).

### **Disposal of Waste at the Nevada National Security Site**

Disposal at NNSS in Nye County, Nevada, was evaluated in the 2004 EISs. Continued disposal of LLW from DOE and certain U.S. Department of Defense (DoD) facilities at NNSS was also evaluated in the *Final Site-Wide Environmental Impact Statement for the Continued Operation of the Department of Energy/National Nuclear Security Administration Nevada National Security Site and Off-Site Locations in the State of Nevada* (DOE 2013). LLW management and disposal occurs within the NNSS Area 5 Radioactive Waste Management Complex. Area 5 is an active LLW and MLLW disposal facility managing and disposing of LLW (and MLLW) generated on site at NNSS. NNSS also accepts wastes for disposal from other approved generators at DOE and NNSA sites and certain DoD sites throughout the United States. This is consistent with the February 25, 2000, ROD (65 FR 10061) for the *Final Waste Management Programmatic EIS for Managing Treatment, Storage, and Disposal of Radioactive and Hazardous Waste* (WM PEIS) (DOE 1997) in which DOE announced that NNSS (called the Nevada Test Site at that time) would be one of two regional sites to be used for DOE-generated LLW and MLLW disposal. NNSS currently has the capacity to dispose of up to 1,778,000 cubic yards (1,359,000 cubic meters) of LLW and 148,000 cubic yards (113,000 cubic meters) of MLLW.

NNSS does not have rail access. Therefore, DU oxide containers would need to arrive by truck. The containers could be transported either entirely by truck from Paducah and Portsmouth or could travel by train to an intermodal facility, assumed, for analysis purposes, to be in Barstow, California, where the containers would be transferred from railcars to trucks for the remainder of the trip to NNSS.

### **Disposal of Waste at Waste Control Specialists LLC**

Disposal at WCS was not evaluated in the 2004 EISs because it was not licensed for disposal of radioactive waste at the time the 2004 EISs were prepared. The WCS site is located near Andrews, Texas, in the western part of the state near the border with New Mexico. This facility can accept waste by train or truck transport. This disposal site accepts waste from both commercial and government generators, with separate facilities for each. The Federal Waste Disposal Facility at WCS opened in June 2013 and has a licensed capacity of up to 963,000 cubic yards (736,000 cubic

meters) of LLW and MLLW. The facility was constructed solely for disposal of waste for which the Federal Government is responsible as defined by the Low-Level Radioactive Waste Policy Act, as amended (WCS 2016). The Federal Waste Disposal Facility is licensed through September 2024, with provision for 10-year renewals thereafter under Texas Commission on Environmental Quality Radioactive Material License R04100. DOE has signed an agreement to take ownership of the Federal Waste Disposal Facility after decommissioning.

### **S.8.3 ALTERNATIVES CONSIDERED BUT NOT ANALYZED IN DETAIL**

In addition to the Action Alternatives evaluated in this *DU Oxide SEIS*, DOE identified the following additional alternatives it considered for evaluation but ultimately dismissed from detailed study: (1) transportation alternatives including air and barge, (2) on-site disposal of DU oxide, (3) disposal of DU oxide at other LLW disposal facilities (e.g., Barnwell or Hanford), and (4) disposal of DU oxide at the Waste Isolation Pilot Plant near Carlsbad, New Mexico. The details associated with DOE's evaluation and dismissal of these alternatives is included in Section 2.3 of this *DU Oxide SEIS*.

## **S.9 COMPARISON OF ALTERNATIVES**

### **S.9.1 GENERAL INFORMATION**

This section summarizes estimated potential impacts on the environment, including impacts on workers and members of the general public, under the No Action Alternative and the Action Alternatives for disposal of DU oxide<sup>13</sup> at EnergySolutions near Clive, Utah; NNSS in Nye County, Nevada; and WCS near Andrews, Texas. This section also describes the potential for cumulative impacts (Section S.9.3).

This *DU Oxide SEIS* does not address the impacts of storage of DUF<sub>6</sub> cylinders, conversion of DUF<sub>6</sub> to DU oxide, or the management and disposition of HF. These activities were evaluated in the 2004 EISs (DOE 2004a, 2004b) and decisions announced in RODs for these EISs (69 FR 44654; 69 FR 44649). The impacts of these activities are considered part of potential cumulative impacts.

**No Action Alternative:** Under the No Action Alternative, DU oxide would continue to be stored at Paducah and Portsmouth. DU oxide would not be disposed of as LLW. For purposes of analysis, the duration of the No Action Alternative at Paducah and Portsmouth is 100 years beginning with storage of the first DU oxide cylinders in 2011 and ending in 2110.<sup>14</sup>

---

<sup>13</sup> This DU Oxide SEIS also evaluates the environmental impacts of the transport and disposal of related waste streams including empty and heel cylinders and CaF<sub>2</sub>.

<sup>14</sup> Storage under the No Action Alternative could extend beyond the 100 years analyzed in this DU Oxide SEIS. Storage for longer than 100 years would not change the maximum annual impacts of operations, but would extend the impacts described in this DU Oxide SEIS further out in time. The contributions attributable to those facilities to total lifecycle impacts, such as those for total worker and population dose and LCFs, and total waste generation, would increase in proportion to the extended period. These impacts can be estimated from the analyses provided in this DU Oxide SEIS under the No Action Alternative by multiplying the additional years of operation by the annual impacts.

Impacts associated with the following activities under the No Action Alternative are considered in this *DU Oxide SEIS*: (1) long-term storage of DU oxide containers; (2) surveillance and maintenance of the containers including routine inspections; (3) release of DU oxide from damaged or breached containers; and (4) repair of any containers that might be damaged or breached. Because no DU oxide would be shipped from Paducah or Portsmouth to the disposal sites under the No Action Alternative, there would be only incremental impacts at EnergySolutions, NNSS, or WCS from the disposal of approximately 46,000 bulk bags of  $\text{CaF}_2$  (if HF could not be recycled into commerce), 14,000 empty and heel cylinders, and ancillary LLW and MLLW from container surveillance and maintenance activities.

**Action Alternatives:** Under the Action Alternatives, DU oxide would be transported and disposed of at one or more of three disposal facilities (i.e., EnergySolutions, NNSS, and WCS). This section presents the estimated potential environmental impacts for these alternatives including: (1) impacts from storage of DU oxide at Paducah and Portsmouth until shipment to the disposal site, (2) impacts from transportation of the DU oxide and other wastes to the disposal site, and (3) impacts on the capacity of the disposal facility. For purposes of analysis and to bound the impacts under each Action Alternative, it was assumed that all wastes would be disposed of at each disposal site (i.e., EnergySolutions, NNSS, or WCS). In practice, waste could be disposed of at more than one disposal site.

This *DU Oxide SEIS* describes the impacts on disposal facility capacity. Other potential environmental impacts of disposal are not analyzed in this *DU Oxide SEIS*. Consistent with common practice, as long as the waste to be disposed of is within the authorized capacity and waste acceptance criteria of the disposal facility, the impacts of disposal have already been considered and found to be acceptable as part of the licensing and permitting process.

## **S.9.2 SUMMARY AND COMPARISON OF POTENTIAL ENVIRONMENTAL IMPACTS OF THE ALTERNATIVES**

Potential environmental impacts associated with the Action Alternatives and the No Action Alternative include impacts on the following resource areas: site infrastructure; climate, air quality, and noise; geology and soils; water resources, biotic resources, public and occupational health and safety (during normal operations, accidents, and transportation); socioeconomics; waste management; land use and aesthetics; cultural resources; and environmental justice. The potential environmental impacts at Paducah and Portsmouth under the No Action and Action Alternatives are summarized in **Table S-2**. The potential environmental impacts of transportation and the impacts on the capacity of the three disposal sites (i.e., EnergySolutions, NNSS, and WCS) under the No Action and Action Alternatives are presented in **Table S-3**. The tables are intended to facilitate comparison of the alternatives.

The No Action Alternative would not meet the purpose and need for agency action as described in Chapter 1, Section 1.3, of this *DU Oxide SEIS* and would only defer a final decision on the ultimate disposition of the DU oxide. Because the No Action Alternative defers a disposition decision, it is possible that at some future time the cylinders of DU oxide would be transported off site for disposal or some undetermined future use. Transportation and disposal of the DU oxide would likely be similar to the activities described under the Action Alternatives.

**Table S-2 Summary Comparison of Potential Environmental Impacts of the Alternatives at the Paducah and Portsmouth Sites**

Resource Area / Parameter		Paducah		Portsmouth	
		Action Alternatives	No Action	Action Alternatives	No Action
<b>Site Infrastructure</b>	Electricity (MWh/yr) (Percent of Current Use)	0.167 (2)	0.167 (2)	0.167 (0.8)	0.167 (0.8)
	Water (gal/day) (Percent of Current Use)	230,000 (7)	230,000 (7)	73,000 (4)	73,000 (4)
	Diesel Fuel (gal/yr) (Percent of Current Use)	15,600 (NA)	Minimal (NA)	15,600 (NA)	Minimal (NA)
	Gasoline (gal/yr) (Percent of Current Use)	2,080 (NA)	Minimal (NA)	2,080 (NA)	Minimal (NA)
	<b>Discussion:</b> There would be no new significant construction and no substantial change in DU container storage, maintenance, and handling activities at Paducah and Portsmouth. Annual utility use including DU container storage, maintenance, and handling activities would be little changed from existing utility use. Infrastructure needs would be small when compared to site capacity and current use. Therefore, impacts on infrastructure at Paducah and Portsmouth would be expected to be minor. Long term storage of cylinders may require maintenance, repair, or replacement of select infrastructure if the storage duration exceeds designed life.				
<b>Climate, Air Quality, and Noise</b>	<b>Climate and Air Quality</b>	There would be no significant construction and little painting or other industrial processes requiring fossil fuel combustion or other release of hazardous air pollutants, criteria air pollutants, or greenhouse gases to the environment.			
		Emissions from diesel and gasoline fuel combustion associated with container handling, loading, and shipment of DU oxide, ancillary LLW and MLLW, empty and heel cylinders, and CaF <sub>2</sub> would be minimal whether DU oxide was disposed in cylinders or bulk bags, and would not contribute to any exceedances of ambient air quality standards.	Minimal	Emissions from diesel and gasoline fuel combustion associated with container handling, loading, and shipment of DU oxide, ancillary LLW and MLLW, empty and heel cylinders, and CaF <sub>2</sub> would be minimal whether DU oxide was disposed in cylinders or bulk bags, and would not contribute to any exceedances of ambient air quality standards.	Minimal
	<b>Noise</b>	Container storage, maintenance, and handling activities would occur within the industrialized areas of Paducah and Portsmouth, and there would be no significant construction, and no increase in activities above current operations that would contribute to the noise environment. Any increase in noise due to shipment of DU oxide, ancillary LLW and MLLW, empty and heel cylinders, and/or CaF <sub>2</sub> would be			

Resource Area / Parameter		Paducah			Portsmouth			
		Action Alternatives		No Action	Action Alternatives		No Action	
		minimal and likely imperceptible in the context of the existing traffic in the region around the sites and the millions of trucks, trains, and general transportation vehicles traveling public roadways and rails that could be used to transport materials associated with the project.						
	<b>Discussion:</b> Potential impacts on air quality, climate, and noise would be expected to be minor.							
Geology and Soils	<b>Discussion:</b> Container storage, maintenance, and handling activities would occur within the industrialized areas of Paducah and Portsmouth, and there would be no significant construction, no use of geologic and soils materials, and no routine releases of DU oxide or hazardous materials. The release of uranium as a result of a potential cylinder breach would result in soil concentrations considerably below the EPA health-based value for residential exposure. Therefore, potential impacts on geology and soils would be expected to be minor.							
Water Resources	<b>Discussion:</b> Container storage, maintenance, and handling activities would occur within the industrialized areas of Paducah and Portsmouth, and there would be no significant construction, no increases in water use and wastewater discharge, no change to groundwater recharge, and no routine releases of DU oxide or hazardous materials. As described in Site Infrastructure, water usage would be a very small percentage of current use. Therefore, potential impacts on water resources would be minor. Potential impacts on surface and groundwater quality as a result of a release associated with a potential container breach would result in uranium concentrations below radiological benchmark levels (i.e., 30 micrograms per liter Safe Drinking Water Act maximum contaminant level).							
Biotic Resources	<b>Discussion:</b> Container storage, maintenance, and handling activities would occur within the industrialized areas of Paducah and Portsmouth, and there would be no significant construction and no routine releases of DU oxide or hazardous materials. Therefore, potential impacts on biotic resources would be expected to be minor. Potential impacts on biotic resources as a result of a release associated with a potential container breach indicate that groundwater uranium concentrations could exceed the ecological screening value for surface water (i.e., 2.6 micrograms per liter). However, contaminants in groundwater discharging to a surface water body, such as a local stream, would be quickly diluted to negligible concentrations.							
Human Health and Safety – Normal Operations	<b>Radiological Exposure</b>							
	<i>Involved workers</i>	<i>DU Cylinder Storage and Shipment</i>	<i>DU Bulk Bag Option</i>		<i>DU Cylinder Storage and Shipment</i>	<i>DU Bulk Bag Option</i>		
	Average dose (millirem/yr)	550	430	74	570	240	63	
	Annual LCF risk	3×10 <sup>-4</sup>	3×10 <sup>-4</sup>	4×10 <sup>-5</sup>	3×10 <sup>-4</sup>	2×10 <sup>-4</sup>	4×10 <sup>-5</sup>	
	Total dose (person-rem)	170	68	120	74	30	76	
	Total health effects (LCFs)	0 (0.1)	0 (0.04)	0 (0.07)	0 (0.04)	0 (0.02)	0 (0.05)	
	<b>Discussion:</b> Doses would be below regulatory limits and no LCFs would be expected. 10 CFR Part 835 imposes an individual worker dose limit of 5,000 millirem per year. In addition, worker doses must be monitored and controlled below the regulatory limit to ensure that individual doses are less than an administrative limit of 2,000 millirem per year (DOE Standard 1098-2017). The dose for the Action Alternatives is associated with loading DU oxide containers for shipment to the disposal facility and assumes the same team performs all loading operations.							

Resource Area / Parameter	Paducah		Portsmouth	
	Action Alternatives	No Action	Action Alternatives	No Action
<b>Human Health and Safety – Normal Operations</b>	<i>Noninvolved workers</i>			
	Maximum dose to MEI (millirem/yr)	0.15	0.15	0.15
	Total dose (person-rem)	0.2	0.3	0.1
	Total LCF risk	0 (1×10 <sup>-4</sup> )	0 (2×10 <sup>-4</sup> )	0 (3×10 <sup>-5</sup> )
	<b>Discussion:</b> Doses would be below regulatory limits and no LCFs would be expected. 10 CFR Part 835 imposes an individual dose limit of 5,000 millirem per year. In addition, worker doses must be monitored and controlled below the regulatory limit to ensure that individual doses are less than an administrative limit of 2,000 millirem per year (DOE Standard 1098-2017). Values presented are for DU cylinder storage and shipment. Implementation of the bulk bag option would not result in any incremental noninvolved worker impacts above the impacts associated with the DU cylinder storage and shipment option.			
	<i>General public</i>			
	MEI dose (millirem/yr)	5.0	5.0	1.3
	Annual LCF risk	3×10 <sup>-6</sup>	3×10 <sup>-6</sup>	8×10 <sup>-7</sup>
	Total dose (millirem)	220	500	130
	Total LCF risk	0 (1×10 <sup>-4</sup> )	0 (3×10 <sup>-4</sup> )	0 (8×10 <sup>-5</sup> )
	<b>Discussion:</b> MEI doses would be well below regulatory limits for radiation exposure to a member of the public established by EPA and DOE and no LCFs would be expected. The EPA has set a radiation dose limit to a member of the general public of 10 millirem per year from airborne sources (40 CFR Part 61). DOE Order 458.1 imposes an annual individual dose limit of 10 millirem from airborne pathways, 100 millirem from all pathways, and 4 millirem from the drinking-water pathway.			
	Population Dose (person-rem/yr) <sup>a</sup>	0.01	0.01	0.002
	Total dose (person-rem)	0.76	1.0	0.094
	Total health effects (LCFs)	0 (5×10 <sup>-4</sup> )	0 (6×10 <sup>-4</sup> )	0 (1×10 <sup>-4</sup> )
	<b>Discussion:</b> Because of the distance from the DU oxide storage containers, members of the general public would receive no direct radiation dose. DU oxide released in potential cylinder breaches due to corrosion would result in no additional cancer fatalities (6×10 <sup>-4</sup> at Paducah and 1×10 <sup>-4</sup> at Portsmouth) in the general population during the full duration (up to 100 years) of cylinder storage. Values presented are for DU cylinder storage and shipment. Implementation of the bulk bag option would not result in any incremental general public impacts above the impacts associated with the DU cylinder storage and shipment option.			
	<b>Chemical Exposure (HI)<sup>b</sup></b>			
	Worker MEI	<1	<1	<1
	General public MEI	<0.1 air <0.05 water	<0.1 air <0.05 water	<0.1 air <0.05 water
	<b>Discussion:</b> The hazard index (HI) associated with airborne releases of uranium would be less than 0.1 and the HI for releases into the waters around Paducah and Portsmouth would be less than 0.05. Therefore, no adverse impacts would be expected from chemical exposure.			

Resource Area / Parameter	Paducah		Portsmouth	
	Action Alternatives	No Action	Action Alternatives	No Action
<b>Human Health and Safety – Accidents</b>	<b>Bounding accident</b>	<b>Hopper - Broken Discharge Chute</b>	<b>Hopper - Broken Discharge Chute</b>	<b>Hopper - Broken Discharge Chute</b>
	Release amount (kilograms)	6	6	6
	<b>Radiological Exposure</b>			
	<b>Noninvolved workers</b>			
	Dose to MEI (rem)	1.3	1.3	1.3
	Risk of LCF	$8 \times 10^{-4}$	$8 \times 10^{-4}$	$8 \times 10^{-4}$
	<b>General public</b>			
	Dose to MEI (rem)	0.0065	0.0065	0.0065
	Risk of LCF	$4 \times 10^{-6}$	$4 \times 10^{-6}$	$4 \times 10^{-6}$
	<b>Chemical Exposure (HI)</b>			
<b>Socioeconomics</b>	Chemical exposure (HI)	<1	<1	<1
	<b>Discussion:</b> All accidents that involved DU oxide storage were found to have low unmitigated (without preventive or mitigative features) radiological and chemical consequences to facility or collocated workers and negligible radiological and chemical consequences to the public. As a result, no DU oxide storage accidents were evaluated in detail. The DU oxide powder hopper accident bounds the potential consequences of events for DU oxide container storage. Note: The accident analyses are conservative. Preventative and mitigative measures may reduce consequences as discussed in Chapter 4, Section 4.1.1.6.			
<b>Waste Management</b>	Employment (FTEs)	16	16	12
	<b>Discussion:</b> There would be no significant construction activities. The employment associated with DU oxide container storage, maintenance, and handling (i.e., 16 FTEs for Paducah and 12 FTEs for Portsmouth) would be approximately 1 percent of total site employment and approximately 5 to 6 percent of conversion facility employment. Disposal of DU oxide in bulk bags would likely be similar to disposal of DU oxide in cylinders since bulk bags would require fewer bags than DU oxide in cylinders (less labor) but would generate a greater number of volume-reduced empty and heel cylinders (more labor). In addition, management of large quantities of CaF <sub>2</sub> would only be required if DOE was unable to sell HF; in which case, staff assigned to manage HF could manage CaF <sub>2</sub> . Therefore, because of the small numbers of employees involved, no appreciable in-migration or out-migration is expected, and there would be no impacts on population and regional growth, housing, or community services in the Paducah and Portsmouth ROIs.			
	Ancillary LLW (yd <sup>3</sup> /yr) (percent of current generation)	2.1 (1.0)	2.1 (1.0)	1.6 (1.0)
	Ancillary MLLW (yd <sup>3</sup> /yr) (percent of current generation)	0.014 (1.0)	0.014 (1.0)	0.010 (1.0)
	LLW – empty and heel cylinders (yd <sup>3</sup> /yr) (percent of current generation)	1,400 (NWS)	1,400 (NWS)	1,400 (NWS)
<b>Waste Management</b>	LLW – CaF <sub>2</sub> (yd <sup>3</sup> /yr) (percent of current generation)	4,600 (NWS)	4,600 (NWS)	3,100 (NWS)



Resource Area / Parameter	Paducah		Portsmouth	
	Action Alternatives	No Action	Action Alternatives	No Action
	<p><b>Discussion:</b> Container storage, maintenance, and handling are projected to generate small amounts of LLW and MLLW. In addition, empty and heel cylinders (also LLW) and CaF<sub>2</sub> (assumed to be LLW) could be generated. All LLW and MLLW generated during storage and maintenance of DU oxide containers at Paducah and Portsmouth would be transported to off-site facilities for treatment and/or disposal. Although the empty and heel cylinders and CaF<sub>2</sub> would exceed current LLW generation, the site waste management infrastructure was modified during construction of the conversion facilities to handle these volumes of wastes. Therefore, managing these wastes would not adversely affect the waste management infrastructure. Any trash or sanitary wastewater generated would represent small fractions of the same types of waste generated by all site personnel and would be managed with no impacts on site infrastructure.</p>			
<b>Land Use and Aesthetics</b>	<p><b>Discussion:</b> Container storage, maintenance, and handling activities would occur within the industrialized areas of Paducah and Portsmouth, and there would be no new significant construction and no change in land use. Therefore, potential impacts of the No Action and Action Alternatives on land use and aesthetics would be minor.</p>			
<b>Cultural Resources</b>	<p><b>Discussion:</b> Container storage, maintenance, handling activities, and routine shipping of wastes off-site would occur within the industrialized areas of Paducah and Portsmouth and there would be no new significant construction. The existing storage yards at Paducah and Portsmouth are located in previously disturbed areas that were graded during original storage yard construction, and are unlikely to contain cultural properties or resources listed on or eligible for listing on the NRHP. There would be no impacts and no effects on historic properties at either location. In addition, there would be no impacts on religious or sacred sites, burial sites, or resources significant to Native Americans because none have been identified at these locations.</p>			
<b>Environmental Justice</b>	<p><b>Discussion:</b> Minimal impacts on the general public related to air quality, climate, noise, and water resources have been identified, including at the population and individual level. In addition, accidents were found to have negligible radiological and chemical consequences to the public. There would be no disproportionately high and adverse impacts on minority or low-income populations.</p>			

**Key:** CEQ = Council on Environmental Quality; D&D = decontamination and decommissioning; DOE = U.S. Department of Energy; DU = depleted uranium; DUF<sub>6</sub> = depleted uranium hexafluoride; EPA = U.S. Environmental Protection Agency; FTE = full time equivalent; GHG = greenhouse gas; HAP = hazardous air pollutant; HF = hydrogen fluoride; HI = hazard index; LCF = latent cancer fatality; LLW = low-level radioactive waste; MEI = maximally exposed (off-site) individual; MLLW = mixed low-level radioactive waste; NA = not applicable; NWS = new waste stream; NRHP = National Register of Historic Places; ROI = region of influence; TSCA = Toxic Substances Control Act.

<sup>a</sup> Based on a population within 50 miles of the site of 534,000 people for Paducah and 677,000 people for Portsmouth.

<sup>b</sup> The hazard index (HI) is the sum of the hazard quotients for all chemicals to which an individual is exposed. A value less than 1 indicates that the exposed person is unlikely to develop adverse human health effects.

**Notes:** To convert cubic yards (solid) to cubic meters, multiply by 0.76456; gallons to liters, multiply by 3.78533; kilograms to pounds, multiply by 2.2046.

**Table S-3 Summary Comparison of Potential Environmental Impacts of Transportation and Disposal at EnergySolutions, Nevada National Security Site, or Waste Control Specialists LLC**

Resource Area / Parameter		Action Alternatives			No Action
		EnergySolutions	NNSS	WCS	
<b>Transportation</b> DU oxide in cylinders option	<i><b>Train – Incident-free</b></i>				
	Crew dose (person-rem)	100	145 <sup>a</sup>	84	0.2 <sup>c</sup>
	Crew LCF	0 (0.06)	0 (0.09) <sup>a</sup>	0 (0.05)	0 (0.0002)
	Population dose (person-rem)	135	217 <sup>a</sup>	136	0.4 <sup>c</sup>
	Population LCF	0 (0.08)	0 (0.1) <sup>a</sup>	0 (0.08)	0 (0.0002)
	<i><b>Train – Accidents</b></i>				
	Population LCF risk	3×10 <sup>-3</sup>	3×10 <sup>-3(a)</sup>	5×10 <sup>-3</sup>	2×10 <sup>-6</sup>
	Traffic fatalities	1.0	2.0 <sup>a</sup>	1.0	0.2 <sup>c</sup>
	<i><b>Truck – Incident-free</b></i>				
	Crew Dose (person-rem)	224	276	155	0 <sup>c</sup>
	Crew LCF	0 (0.1)	0 (0.2)	0 (0.09)	0 (2×10 <sup>-4</sup> )
	Population dose (person-rem)	591	723	403	0.7 <sup>c</sup>
	Population LCF	0 (0.4)	0 (0.4)	0 (0.2)	0 (4×10 <sup>-4</sup> )
	<i><b>Truck – Accidents</b></i>				
	Population LCF risk	4×10 <sup>-4</sup>	5×10 <sup>-4</sup>	3×10 <sup>-4</sup>	1×10 <sup>-7</sup>
	Traffic fatalities	11	11	10	1 <sup>c</sup>
<b>Transportation</b> DU oxide in bulk bags and 69,000 empty and heel cylinders option <sup>c</sup>	<i><b>Train – Incident-free</b></i>				
	Crew dose (person-rem)	84	115 <sup>a</sup>	71	0.2 <sup>c</sup>
	Crew LCF	0 (0.05)	0 (0.075) <sup>a</sup>	0 (0.04)	0 (0.0002)
	Population dose (person-rem)	104	155 <sup>a</sup>	104	0.4 <sup>c</sup>
	Population LCF	0 (0.06)	0 (0.09) <sup>a</sup>	0 (0.06)	0 (0.0002)
	<i><b>Train – Accidents</b></i>				
	Population LCF risk	4×10 <sup>-3</sup>	3×10 <sup>-3(a)</sup>	6×10 <sup>-3</sup>	2×10 <sup>-6</sup>
	Traffic fatalities	1	1 <sup>a</sup>	1	0.2 <sup>c</sup>
	<i><b>Truck – Incident-free</b></i>				
	Crew dose (person-rem)	120	148	83	0.3 <sup>c</sup>
	Crew LCF	0 (0.07)	0 (0.09)	0 (0.05)	0 (2×10 <sup>-4</sup> )
	Population dose (person-rem)	358	438	244	0.7 <sup>c</sup>
	Population LCF	0 (0.2)	0 (0.3)	0 (0.1)	0 (4×10 <sup>-4</sup> )
	<i><b>Truck – Accidents</b></i>				
	Population LCF risk	3×10 <sup>-4</sup>	2×10 <sup>-4</sup>	3×10 <sup>-4</sup>	1×10 <sup>-7</sup>
	Traffic fatalities	5	5	5	1 <sup>c</sup>

Resource Area / Parameter		Action Alternatives			No Action
		Energy Solutions	NNSS	WCS	
	<b>Discussion:</b> Transportation of radioactive wastes from Paducah and Portsmouth to the disposal sites would likely result in no LCFs, but there could be nonradiological fatalities from trauma during an accident.				
Transport of CaF <sub>2</sub> <sup>d</sup>	<b>Truck:</b> Traffic Fatalities	6.4	7.0	5.86.3	7.0 <sup>c</sup>
	<b>Train:</b> Traffic Fatalities	1.0	2.5 <sup>a</sup>	1.2	2.5 <sup>c</sup>
	Discussion: Transportation of CaF <sub>2</sub> from Paducah and Portsmouth to the disposal sites could result in nonradiological fatalities from trauma during an accident.				
Waste Management (cubic yards) Percent of disposal facility capacity in parenthesis	LLW – DU oxide	386,000 (100) <sup>b</sup>	386,000 (22)	386,000 (40)	NA
	LLW – ancillary waste	230 (0.0056)	230 (0.013)	230 (0.024)	370 (0.0088 to 0.038)
	MLLW – ancillary waste	1.5 (0.00066)	1.5 (0.00010)	1.5 (0.00016)	2.4 (0.00025 to 0.0016)
	LLW – intact empty and heel cylinders	78,300 (1.9)	78,300 (4.4)	78,300 (8.2)	78,300 (1.9 to 8.2)
	LLW – volume-reduced empty and heel cylinders (if bulk bags were used)	38,600 (0.9)	38,600 (2.2)	38,600 (4.0)	NA
	LLW – CaF <sub>2</sub>	225,000 (5.4)	225,000 (13)	225,000 (24)	225,000 (5.4 to 24)
	<b>Discussion:</b> Wastes would be within the capacities of the three disposal facilities.				
Greenhouse Gas Emissions (CO <sub>2</sub> e tons/yr)	<b>Train Transport</b>	344	2,039 <sup>a</sup>	232	1,890 <sup>a</sup>
	<b>Truck Transport</b>	13,977	17,564	9,528	6,738
	<b>Discussion:</b> Total annual GHG emissions from transportation of waste to the disposal sites would be minimal in comparison to national GHG emissions from train and truck transportation of 52,500,000 and 449,100,000 tons per year, respectively.				

**Key:** CO<sub>2</sub>e = carbon dioxide equivalents; DOE = U.S. Department of Energy; DU = depleted uranium; GHG = greenhouse gas; LCF = latent cancer fatality; LLW = low-level radioactive waste; MEI = maximally exposed individual; MLLW = mixed low-level radioactive waste; NA = not applicable; NNSS = Nevada National Security Site; WCS = Waste Control Specialists LLC.

<sup>a</sup> Because NNSS lacks a direct rail connection for waste delivery, truck transports were evaluated for shipments from an intermodal facility to NNSS. For purposes of analysis and consistent with the NNSS SWEIS (DOE 2013); the intermodal facility was assumed to be the rail yard at Barstow, California. The impacts for the entire transportation route are reported in this table.

<sup>b</sup> DU oxide would be disposed of in a separate disposal unit sized to receive all DU oxide waste. Therefore, the percent capacity will always be 100 percent.

<sup>c</sup> Transportation impacts for the No Action Alternative reflect the risk from the transport of 14,000 intact empty and heel cylinders and CaF<sub>2</sub> to NNSS, which reflect the maximum risks because of the larger distance.

<sup>d</sup> Although conservatively considered LLW for purposes of disposal, the CaF<sub>2</sub> has such low levels of radiation it would provide a negligible dose to the crew and the public during transport. The impacts of the transport of CaF<sub>2</sub>, if it were to occur, could lead to additional traffic fatalities.

<sup>e</sup> Bulk bags are not appropriate for long-term storage, and therefore, would not be used for long-term storage of DU oxide under the No Action Alternative.

**Notes:** To convert cubic yards to cubic meters, multiply by 0.76456.

### S.9.3 CUMULATIVE IMPACTS

CEQ regulations define cumulative impacts as the effects on the environment that result from implementing the Proposed Action or any of its alternatives when added to other past, present, and reasonably foreseeable future actions, regardless of what agency or person undertakes the other actions (40 CFR 1508.7). Thus, the cumulative impacts of an action can be viewed as the total impact on a resource, ecosystem, or human community of that action and all other activities affecting that resource irrespective of the source. Noteworthy cumulative impacts can result from individually small, but collectively significant, effects of all actions.

Cumulative impacts were assessed by combining the effects of alternative activities evaluated in this *DU Oxide SEIS* with the effects of other past, present, and reasonably foreseeable future actions in the regions of influence (ROIs). These actions may occur at different times and locations and may not be truly additive. The effects were combined irrespective of the time and location of the impact to envelop any uncertainties in the projected activities and their effects. This approach produces a conservative estimation of cumulative impacts for the activities considered.

This section summarizes the cumulative impacts of activities at Paducah and Portsmouth, disposal of DU oxide and other wastes at the EnergySolutions, NNSS, and WSC disposal sites, and nationwide impacts from transportation and on climate change.

**Paducah and Portsmouth:** DOE's missions involve ongoing activities at Paducah and Portsmouth including continued management of DUF<sub>6</sub> cylinders; operation of the DUF<sub>6</sub> to DU oxide conversion facilities; waste management; decontamination, decommissioning, and demolition (DD&D) of surplus facilities, and environmental remediation. The affected environment information presented in this *DU Oxide SEIS* reflects the impacts of ongoing activities at Paducah and Portsmouth. Future activities that are being considered for Paducah include additional DD&D of surplus facilities, disposal of LLW from remediation (i.e., Comprehensive Environmental Response, Compensation and Liability Act [CERCLA]) activities in an on-site disposal facility, land and facilities transfers, conversion of additional commercially generated DUF<sub>6</sub>,<sup>15</sup> and construction of a laser enrichment facility. Future activities at Portsmouth include additional DD&D of surplus facilities, disposal of LLW from remediation (CERCLA) activities in an on-site disposal facility, land and facilities transfers, and conversion of additional commercially generated DUF<sub>6</sub>. Other actions occurring in the ROIs near Paducah and Portsmouth that could contribute to current and future cumulative impacts include electrical power generation, conversion of uranium ore to UF<sub>6</sub>, and industrial and commercial development.

As summarized in Section S.9.2, the alternatives evaluated in this *DU Oxide SEIS* would be expected to cause little to no impacts on the following resource areas: site infrastructure, air quality and noise, geology and soils, water resources, biotic resources, socioeconomics, land use, cultural resources, and environmental justice, in the Paducah and Portsmouth ROIs. Because the

---

<sup>15</sup> In anticipation of the potential future receipt of commercial DUF<sub>6</sub>, DOE has estimated the impacts from management of 150,000 metric tons (approximately 12,500 cylinders) of commercial DUF<sub>6</sub>. The detailed analysis of the impacts of the receipt, conversion, storage, handling and disposal of commercial DUF<sub>6</sub> is presented in Appendix C of this *DU Oxide SEIS*. For purposes of the cumulative impacts analysis in this *SEIS* and as a conservative measure of impacts, DOE assumes that the entire mass of commercial DUF<sub>6</sub> (150,000 metric tons) could be managed at either Paducah or Portsmouth.

alternatives would be expected to produce little or no impacts on these resource areas, they would not substantially contribute to cumulative impacts. Thus, this section analyzes cumulative impacts on the remaining resource areas: public and occupational health and safety and waste management for the Paducah and Portsmouth ROIs. The results of the cumulative impacts analyses for Paducah and Portsmouth are summarized in **Tables S-4** and **S-5**, respectively.

Also note that under the Action Alternatives, the impacts of management of the DU oxide at Paducah and Portsmouth would cease after the material is shipped off site for reuse or disposal. This is in contrast to the No Action Alternative, where storage of the DU oxide at Paducah and Portsmouth was assumed to occur for 100 years and could continue indefinitely.

On November 19, 2019, DOE published the *Supplement Analysis (SA) for Bulk Hydrogen Storage Construction and Operation at the Paducah and Portsmouth DUF<sub>6</sub> Sites* (DOE/EIS-0359-SA-02 and EIS-0360-SA-02) (DOE 2019). The action analyzed in that SA, installation and operation of a bulk hydrogen storage backup supply to the plant hydrogen supply system at each conversion facility such that uninterrupted hydrogen supply is maintained for plant operations, would not affect the quantity of DU oxide conversion product or other materials that would be dispositioned in the action analyzed in this *DU Oxide SEIS*, would not substantially change the impacts of conversion facilities operation, and therefore would not substantially contribute to cumulative impacts.

As shown in Tables S-4 and S-5, the cumulative collective radiological exposure to the off-site population would be well below the maximum DOE dose limit of 100 millirem per year to the off-site maximally exposed individual (MEI) for the No Action and Action Alternatives and below the limit of 25 millirem per year specified in 40 CFR Part 190 for uranium fuel-cycle facilities. Doses to individual involved workers would be below the regulatory limit of 5,000 millirem per year (10 CFR Part 835) and less than an administrative limit of 2,000 millirem per year (DOE 2017).

As described in this *DU Oxide SEIS*, impacts associated with chemical exposure are expected to be very small under the No Action and Action Alternatives. Impacts from the cumulative exposure to chemicals are unlikely due to regulations that limit the release of hazardous chemicals and the distances to other potential sources of these chemicals.

As shown in Tables S-4 and S-5, the alternatives evaluated in this *DU Oxide SEIS* would generate LLW in the form of empty and heel cylinders, and CaF<sub>2</sub>, and ancillary LLW and MLLW. The quantities of waste generated under the alternatives evaluated in this *DU Oxide SEIS* could be a large percentage of cumulative waste generation. The cumulative quantities of all wastes generated from activities at Paducah and Portsmouth would be managed using existing and planned on-site<sup>16</sup> and off-site capabilities and would not be expected to result in substantial cumulative impacts on the waste management infrastructure represented by those facilities.

---

<sup>16</sup> No LLW generated under the alternatives evaluated in this DU Oxide SEIS are planned for on-site disposal.

**Table S-4 Annual Cumulative Impacts at the Paducah Site**

Impact Category	Existing Conditions <sup>a</sup>	DU Oxide SEIS Alternatives <sup>b</sup>		Commercial Conversion Scenarios <sup>c</sup>		Other Actions <sup>d</sup>	Cumulative Impacts <sup>e</sup>	
		Action Alternatives	No Action Alternative	Conversion and Disposal	Conversion and Storage		Action Alternatives	No Action Alternative
Public and Occupational Safety and Health								
Worker dose <sup>f</sup> (person-rem/yr)	6.2	3.6	1.2	16	17	14.7 <sup>g</sup>	40.5	39.1
Worker LCF	0 (0.004)	0 (2×10 <sup>-3</sup> )	0 (7×10 <sup>-4</sup> )	0 (0.01) <sup>j</sup>	0 (0.01) <sup>j</sup>	0 (0.01) <sup>g</sup>	0 (0.01)	0 (0.01)
Public dose (person-rem/yr)	0.89	0.01	0.01	0.003	0.003	3.81 <sup>g</sup>	4.7	4.7
Public LCF	0 (0.0005)	0 (5 ×10 <sup>-6</sup> )	0 (5×10 <sup>-6</sup> )	0 (2×10 <sup>-6</sup> )	0 (2×10 <sup>-6</sup> )	0 (0.002) <sup>g</sup>	0 (0.003)	0 (0.003)
Off-site MEI dose (millirem/yr)	4.5 <sup>i</sup>	5.0 <sup>i</sup>	5.0 <sup>i</sup>	0.2	0.2	0.57 <sup>g</sup>	6.1 <sup>h,i</sup>	6.1 <sup>h,i</sup>
Waste Management								
LLW (including empty and heel cylinders and CaF <sub>2</sub> ) (yd <sup>3</sup> /yr)	210	6,030 <sup>j</sup>	6,030 <sup>j</sup>	5,180	5,180	92 <sup>k</sup>	6,030 <sup>l</sup>	6,030 <sup>l</sup>
MLLW (yd <sup>3</sup> /yr)	1.4	0.014	0.014	0.014	0.014	52 <sup>k</sup>	52 <sup>l</sup>	52 <sup>l</sup>

**Key:** DD&D = decontamination, decommissioning, and demolition; DU = depleted uranium; LCF = latent cancer fatality; LLW = low-level radioactive waste; MEI = maximally exposed individual; MLLW = mixed low-level radioactive waste; OSWDF = On-Site Waste Disposal Facility; SEIS = supplemental environmental impact statement; yd<sup>3</sup> = cubic yard; yr = year.

<sup>a</sup> Based on information presented in Chapter 3, Section 3.1, of this *DU Oxide SEIS*.

<sup>b</sup> Based on results presented in Chapter 4, Sections 4.1.1 and 4.2.1 of this *DU Oxide SEIS*.

<sup>c</sup> Impacts from the conversion of 150,000 metric tons (165,000 tons) of commercial DUF<sub>6</sub> and storage or disposal of the converted commercial DU oxide (see Appendix C of this *DU Oxide SEIS*).

<sup>d</sup> Includes impacts of other actions as described in Section 4.5.2 of this *DU Oxide SEIS*.

<sup>e</sup> Cumulative impacts equal the sum of the impacts of the management alternative and other past, present, and reasonably foreseeable future actions. The cumulative impacts of the Action Alternatives include the sum of existing conditions; *DU Oxide SEIS* alternatives – Action Alternatives; commercial conversion scenarios – Conversion and Disposal; and other actions. The cumulative impacts of the No Action Alternative include the sum of existing conditions; *DU Oxide SEIS* alternatives – No Action Alternative; commercial conversion scenarios – Conversion and Storage; and other actions. This is a conservative assumption because some site activities are counted twice and some will not occur concurrently. For example: (1) LLW and MLLW from existing conditions include wastes generated from conversion of DOE DUF<sub>6</sub> to DU oxide and (2) conversion of DOE DUF<sub>6</sub> to DU oxide may not occur in the same years that conversion of commercial DUF<sub>6</sub> to DU oxide would occur.

<sup>f</sup> Includes involved and noninvolved worker doses.

<sup>g</sup> Impacts from operation of the Honeywell Metropolis Works, a uranium conversion facility in Metropolis, Illinois (Enercon 2017; NRC 2006).

<sup>h</sup> The MEI doses occur at different locations for different facilities. Therefore, adding the MEI doses is a very conservative estimate of potential cumulative doses to an MEI.

<sup>i</sup> The off-site MEI dose reported in Section 3.1.6 of this SEIS for existing conditions and in Sections 4.1.1.6 and 4.2.1.6 for each of the alternatives includes the same direct radiation dose from cylinders stored in the cylinder yard (4.2 millirem per year). When calculating the cumulative MEI dose, this direct exposure was only counted once.

<sup>j</sup> The increased generation of LLW during the alternatives primarily reflects the assumed increased generation of LLW in the form of empty and heel cylinders and CaF<sub>2</sub> (PPPO 2018). DU oxide is not considered in this estimate because it is a resource until shipped off site for disposal.

<sup>k</sup> Reflects generation of LLW and MLLW from DD&D of the oxide conversion capability (DOE 2004a). Approximately 3.2 million cubic yards (2.5 million cubic meters) of lightly contaminated LLW, 70,708 cubic yards (54,060 cubic meters) of MLLW, and 356 cubic yards (272 cubic meters) of TSCA waste could be generated from future environmental restoration and DD&D activities over the period from 2018 through 2065 (see Table 3-10 in Chapter 3 of this *DU Oxide SEIS*). DOE is currently evaluating the potential to dispose of 3.2 million cubic yards of lightly contaminated LLW in the OSWDF.

<sup>l</sup> The scenarios for conversion of commercial DUF<sub>6</sub> were not added to the cumulative annual impacts because the majority of these activities would not take place at the same time as the management of DOE DU oxide. Therefore, only the maximum values among the *DU Oxide SEIS* alternatives and the commercial conversion scenarios were used in the totals.

**Sources:** DOE 2004a; PPPO 2018

**Table S-5 Annual Cumulative Impacts at the Portsmouth Site**

Impact Category	Existing Conditions <sup>a</sup>	Impacts of <i>DU Oxide SEIS</i> Alternatives <sup>b</sup>		Commercial Conversion Scenarios <sup>c</sup>		Impacts of Other Actions <sup>d</sup>	Cumulative Impacts <sup>e</sup>	
		Action Alternatives	No Action Alternative	Conversion and Disposal	Conversion and Storage		Action Alternatives	No Action Alternative
Public and Occupational Safety and Health								
Worker dose <sup>f</sup> (person-rem/yr)	2.5	3.8	0.76	13	13	No Data	19.3	16.3
Worker LCF	0 (3×10 <sup>-4</sup> )	0 (2.3 ×10 <sup>-3</sup> )	0 (4.6×10 <sup>-4</sup> )	0 (0.008)	0 (0.008)	No Data	0 (0.01)	0 (0.01)
Public dose (person-rem/yr)	0.22	0.002	0.002	2×10 <sup>-3</sup>	2×10 <sup>-3</sup>	No Data	0.22	0.22
Public LCF	0 (1×10 <sup>-4</sup> )	0 (1.2×10 <sup>-6</sup> )	0 (1.2×10 <sup>-6</sup> )	0 (9×10 <sup>-7</sup> )	0 (9×10 <sup>-7</sup> )	No Data	0 (1×10 <sup>-4</sup> )	0 (1×10 <sup>-4</sup> )
Off-site MEI dose (millirem/yr)	1.1	1.3	1.3	0.4	0.4	No Data	2.8 <sup>g</sup>	2.8 <sup>g</sup>
Waste Management								
LLW (including empty and heel cylinders and CaF <sub>2</sub> ) (yd <sup>3</sup> /yr)	160	4,470 <sup>h</sup>	4,470 <sup>h</sup>	4,020	4,020	92 <sup>i</sup>	4,470 <sup>j</sup>	4,470 <sup>j</sup>
MLLW (yd <sup>3</sup> /yr)	1.0	0.010	0.010	0.010	0.010	52 <sup>i</sup>	52 <sup>j</sup>	52 <sup>j</sup>

**Key:** DD&D = decontamination, decommissioning, and demolition; DU = depleted uranium; LCF = latent cancer fatality; LLW = low-level radioactive waste; MEI = maximally exposed individual; MLLW = mixed low-level radioactive waste; OSWDF = On-Site Waste Disposal Facility; SEIS = supplemental environmental impact statement; yd<sup>3</sup> = cubic yard; yr = year.

<sup>a</sup> Based on information presented in Chapter 3, Section 3.2 of this *DU Oxide SEIS*.

<sup>b</sup> Based on results presented in Chapter 4, Sections 4.1.1 and 4.2.1 of this *DU Oxide SEIS*. No action impacts were considered over 100 years. Action Alternative impacts were considered for 22 or 32 years, whichever had the greatest impacts.

<sup>c</sup> Impacts from the conversion of 150,000 metric tons (165,000 tons) of commercial DUF<sub>6</sub> and storage or disposal of the converted commercial DU oxide (see Appendix C of this SEIS).

<sup>d</sup> Includes impacts of other actions as described in Section 4.5.3. The impacts of other future actions on public and occupational safety and health is unknown, but would be limited by compliance with applicable regulations.

<sup>e</sup> Cumulative impacts equal the sum of the impacts of the management alternative and other past, present, and reasonably foreseeable future actions. The cumulative impacts of the Action Alternatives include the sum of existing conditions; *DU Oxide SEIS* alternatives – Action Alternatives; commercial conversion scenarios – Conversion and Disposal; and other actions. The cumulative impacts of the No Action Alternative include the sum of existing conditions; *DU Oxide SEIS* alternatives – No Action Alternative; commercial conversion scenarios – Conversion and Storage; and other actions. This is a conservative assumption because some site activities are counted twice and some will not occur concurrently. For example: (1) LLW and MLLW from existing conditions include wastes generated from conversion of DOE DUF<sub>6</sub> to DU oxide and (2) conversion of DOE DUF<sub>6</sub> to DU oxide may not occur in the same years that conversion of commercial DUF<sub>6</sub> to DU oxide would occur.

<sup>f</sup> Includes involved worker and noninvolved worker doses.

<sup>g</sup> The MEI doses occur at different locations for different facilities operations. Therefore, adding the MEI doses is a very conservative estimate of potential cumulative doses to an MEI.

<sup>h</sup> The increased generation of LLW during the alternatives primarily reflects the assumed increased generation of LLW in the form of empty and heel cylinders and CaF<sub>2</sub> (PPPO 2018). DU oxide is not considered in this estimate because it is a resource until shipped off site for disposal.



- <sup>i</sup> Reflects generation of LLW and MLLW from DD&D of the oxide conversion capability (DOE 2004b). Approximately 1.26 million cubic yards (0.96 million cubic meters) of lightly contaminated LLW, and 100 cubic yards (76 cubic meters) of MLLW are estimated to be generated from future environmental restoration and DD&D activities (see Table 3-23 in Chapter 3 of this *DU Oxide SEIS*). Approximately 1.14 million cubic yards (0.87 million cubic meters) of LLW are estimated to be disposed of in the OSWDF.
- <sup>j</sup> The scenarios for conversion of commercial DUF<sub>6</sub> were not added to the cumulative annual impacts because the majority of these activities would not take place at the same time as the management of DOE DU oxide. Therefore, only the maximum values among the *DU Oxide SEIS* alternatives and the commercial conversion scenarios were used in the totals.

**Sources:** DOE 2004b; PPPO 2018

**Waste Disposal Facilities:** As shown in Table S-6, the cumulative impacts of disposal of DU oxide and other wastes would not exceed the planned capacities of any evaluated disposal facility, even if each facility received all DU oxide and other waste from both Paducah and Portsmouth. However, about 3.6 million cubic yards (2.75 million cubic meters) of waste from environmental restoration and DD&D activities may be generated at Paducah as well as about 1.36 million cubic yards (1.04 million cubic meters) at Portsmouth. At this time, the total quantities of LLW and MLLW that would be generated from DD&D activities that could require off-site disposition is uncertain, but initial estimates indicate 9,559 cubic yards (7,308 cubic meters) of LLW and 70,708 cubic yards (54,061 cubic meters) of MLLW from Paducah, and approximately 53,600 cubic yards (40,980 cubic meters) of LLW and MLLW from Portsmouth would be disposed of at off-site facilities, such as EnergySolutions, NNSS, and WCS. In the event that most of this waste would require off-site disposition, then the total quantity of waste that could be disposed of at any single facility could challenge that facility's disposal capacity. Impacts on any facility's capacity could be reduced by distributing waste shipments to multiple disposal facilities or by developing additional capacity at one or more disposal sites.

**Transportation:** Train and truck shipments evaluated in this *DU Oxide SEIS* could result in maximum doses (and latent cancer fatalities [LCFs]) of 145 person-rem (0 [0.09] LCF) to workers, and 217 person-rem (0 [0.1] LCF) to the public for train transportation. Maximum doses (and LCFs) for truck transport would be 276 person-rem (0 [0.2] LCF) to workers and 723 person-rem (0 [0.4] LCF) to the public. Shipments associated with DOE management of commercial DUF<sub>6</sub> could result in additional maximum doses (and LCFs) of 30 person-rem (0 [0.02] LCF) to workers and 43 person-rem (0 [0.03] LCF) to the public for train transportation. Maximum doses (and LCFs) for truck transportation would be an additional 55 person-rem (0 [0.03] LCF) to workers and 144 person-rem (0 [0.09] LCF) to the public. Based on the cumulative impacts analysis presented in Table 4-48 of the *Final Surplus Plutonium Disposition Supplemental Environmental Impact Statement* (DOE 2015), other past, present, and reasonably foreseeable future radioactive material transport activities could result in population doses (and LCFs) for workers and the public of 421,300 person-rem (253 LCFs) and 436,800 person-rem (262 LCFs), respectively, over approximately 130 years. Therefore, the impacts of transportation activities related to the actions evaluated in this *DU Oxide SEIS*, including DOE management of commercial DUF<sub>6</sub>, would be very small in comparison and would not be expected to appreciably add to cumulative impacts.

**Climate Change:** The “natural greenhouse effect” is the process by which part of terrestrial radiation is absorbed by gases in the atmosphere, warming the Earth's surface and atmosphere. This greenhouse effect and the Earth's radiation balance are affected largely by water vapor, carbon dioxide, and trace gases, which absorb infrared radiation and are referred to as “greenhouse gases” (DOE 2015a).

The greenhouse gases emitted by the activities analyzed in this *DU Oxide SEIS* would add a small increment to emissions of these gases in the United States and the world. Overall greenhouse gas emissions in the United States during 2014 totaled about 7.57 billion tons (6.87 billion metric tons) of carbon dioxide equivalent (CO<sub>2</sub>e) (EPA 2016a). By way of comparison, the maximum annual CO<sub>2</sub>e emissions under the *DU Oxide SEIS* alternatives would be approximately 17,564 tons (15,934 metric tons), an exceedingly small percentage of the United States' total emissions. Emissions from the analyzed Action Alternatives could contribute in a small way to the climate change impacts described above.

**Table S-6 Cumulative Impacts on Radioactive Waste Disposal Capacity (cubic yards)**

Waste	Facility Capacity <sup>a</sup>	Wastes Generated at Paducah and Portsmouth						Cumulative Total (Percent of Capacity in Parenthesis) <sup>e</sup>	
		Existing Operations <sup>b</sup>	<i>DU Oxide SEIS</i> Alternatives <sup>c</sup>		Commercial Conversion Scenarios		Other Actions <sup>d</sup>		
			Action Alternatives	No Action Alternative	Conversion and Disposal	Conversion and Storage		Action Alternatives	No Action Alternative
EnergySolutions									
LLW – DU oxide	Dedicated cell	NA	386,000	0	69,900	0	NA	456,000 (100) <sup>f</sup>	0 (NA)
LLW – empty and heel cylinders	4,200,000	14,300	78,500	78,300	4,200	4,200	520	97,500 (2.3)	97,600 (2.3)
LLW – CaF <sub>2</sub>	4,200,000	NA	225,000	225,000	40,600	40,600	NA	266,000 (6.4)	266,000 (6.4)
MLLW	358,000	92	1.5	2.4	1.1	1.4	290	380 (0.10)	380 (0.10)
Nevada National Security Site									
LLW – DU oxide	1,800,000	NA	386,000	0	69,900	0	NA	456,000 (26)	0 (NA)
LLW – empty and heel cylinders	1,800,000	14,300	78,500	78,300	4,200	4,200	520	97,500 (5.5)	97,600 (5.5)
LLW – CaF <sub>2</sub>	1,800,000	NA	225,000	225,000	40,600	40,600	NA	266,000 (15)	266,000 (15)
MLLW	148,000	92	1.5	2.4	1.1	1.4	290	380 (0.26)	380 (0.26)
Waste Control Specialists									
LLW – DU oxide	955,000	NA	386,000	0	69,900	0	NA	456,000 (48)	0 (NA)
LLW – empty and heel cylinders	955,000	14,300	78,500	78,300	4,200	4,200	520	97,500 (10)	97,600 (11)
LLW – CaF <sub>2</sub>	955,000	NA	225,000	225,000	40,600	40,600	NA	266,000 (28)	266,000 (28)
MLLW	955,000	92	1.5	2.4	1.1	1.4	290	380 (0.04)	380 (0.04)

**Key:** DOE = U.S. Department of Energy; DU = depleted uranium; LLW = low-level radioactive waste; MLLW = mixed low-level radioactive waste; NA = not applicable; SEIS = supplemental environmental impact statement.

<sup>a</sup> Based on information presented in Chapter 3, Sections 3.3, 3.4, and 3.5, of this *DU Oxide SEIS*.

<sup>b</sup> Based on current generation rates for LLW and MLLW as described in Chapter 3, Sections 3.1.8 and 3.2.8, of this *DU Oxide SEIS*, except for empty and heel cylinders, for 44 and 32 years, respectively, for Paducah and Portsmouth. Current waste generation is due to on-site activities including DU oxide conversion and ongoing remediation and decontamination and decommissioning activities.

<sup>c</sup> Based on results presented in Chapter 4, Sections 4.1, 4.2, 4.3, and 4.4, of this *DU Oxide SEIS*. No Action Alternative impacts were considered over 100 years. Action Alternative impacts were considered for operations over 44 or 32 years, respectively, for Paducah and Portsmouth. Wastes include DU oxide, ancillary LLW and MLLW, empty and heel cylinders, and CaF<sub>2</sub>.

<sup>d</sup> Reflects waste from decontamination and decommissioning of the oxide conversion capabilities at Paducah and Portsmouth (DOE 2004a, 2004b). Additional waste will be generated from future environmental restoration and DD&D activities at Paducah and Portsmouth. Initial estimates indicate 9,559 cubic yards (7,308 cubic meters) of additional LLW and 70,708 cubic yards (54,051 cubic meters) of MLLW from Paducah, and approximately 53,600 cubic yards (40,980 cubic meters) of additional LLW and MLLW from Portsmouth would be disposed of at off-site facilities, such as EnergySolutions, NNSS, and WCS (see Chapter 4, Section 4.5.4, of this *DU Oxide SEIS*).

<sup>e</sup> Cumulative impacts equal the sum of the impacts of the alternative and other past, present, and reasonably foreseeable future actions. Volumes and projected impacts on waste disposal facility capacities reflect the assumption that each facility receives all LLW and MLLW from both Paducah and Portsmouth. The Action Alternatives were summed with waste from the Conversion and Disposal Scenario; the No Action Alternative was summed with waste from the Conversion and Storage Scenario.

<sup>f</sup> There would be no impacts on disposal capacity at EnergySolutions from disposal of DU oxide because, as described in Chapter 3, Section 3.3, of this *DU Oxide SEIS*, the disposal unit that would receive the DU oxide would be separate from the other disposal units at the site and, would be designed to receive all DU oxide that may be sent from both Paducah and Portsmouth.

**Notes:** To convert cubic yards to cubic meters, multiply by 0.76456.

## S.10 PREFERRED ALTERNATIVE

In accordance with CEQ regulations at 40 CFR 1502.14(e), this section identifies DOE's Preferred Alternative, or alternatives. As described in Section S.8, this *DU Oxide SEIS* evaluated three Action Alternatives for the Proposed Action and the No Action Alternative. If a beneficial use cannot be found for the DU oxide, all or a portion of the inventory may be characterized as waste and may need to be disposed of. The Action Alternatives include transporting and disposing of the DU oxide at one or more of three LLW disposal sites (i.e., EnergySolutions, NNSS, or WCS). DOE's Preferred Alternative would be to dispose of DU oxide at one or more of the disposal sites (NNSS, EnergySolutions, and/or WCS), understanding that any disposal location(s) must have a current license or authorization and capacity to dispose of DU oxide at the time shipping to that location is initiated. While DOE's Preferred Alternative is one or a combination of the Action Alternatives over the No Action Alternative, DOE does not have a preference among the Action Alternatives. Any decision related to the Proposed Action may also depend on competitive procurement practices necessary to contract for the transportation and disposal of the DU oxide. The decision regarding which alternative(s) DOE selects would be documented in a ROD, in accordance with 10 CFR 1021.315. The ROD would be published in the *Federal Register* no sooner than 30 days after publication of this *Final DU Oxide SEIS*. DOE will consider cost, schedule, worker and public safety, environmental impacts, public comments, and strategic and policy considerations in making the decision.

## S.11 REFERENCES

ANL (Argonne National Laboratory) 2001, *Transportation Impact Assessment for Shipment of Uranium Hexafluoride (UF<sub>6</sub>) Cylinders from the East Tennessee Technology Park to the Portsmouth and Paducah Gaseous Diffusion Plants*, prepared by B.M. Biwer, F.A. Monette, L.A. Nieves, and N.L. Ranek, ANL/EAD/TM-112, Environmental Assessment Division, Argonne, Illinois, prepared for U.S. Department of Energy, Office of Environmental Management, Oak Ridge Operations Office, October.

ANL (Argonne National Laboratory) 2016, "Where Depleted UF<sub>6</sub> is Stored in the United States," at <https://web.evs.anl.gov/uranium/mgmtuses/storage/index.cfm> (accessed August 19, 2016).

BWXT (BWXT Conversion Services, LLC) 2016, *Documented Safety Analysis for the DUF<sub>6</sub> Conversion Project Cylinder Storage Yards, Piketon, Ohio*, DUF<sub>6</sub>-X-DSA-003, Revision 7, Depleted Uranium Hexafluoride Conversion Project, Attachment E to DUF<sub>6</sub>-BWCS-16-00591. **[Official Use Only/Export Controlled Information]**

DOE (U.S. Department of Energy) 1997, *Final Waste Management Programmatic Environmental Impact Statement for Managing Treatment, Storage, and Disposal of Radioactive and Hazardous Waste*, DOE/EIS-0200-F, Office of Environmental Management, Washington, D.C., May, at <https://www.energy.gov/nepa/downloads/eis-0200-final-programmatic-environmental-impact-statement> (accessed September 4, 2018).

- DOE (U.S. Department of Energy) 1999a, *Final Programmatic Environmental Impact Statement for Alternative Strategies for the Long-Term Management and Use of Depleted Uranium Hexafluoride*, DOE/EIS-0269, Office of Nuclear Energy, Science and Technology, April, at <https://www.energy.gov/nepa/downloads/eis-0269-final-programmatic-environmental-impact-statement> (accessed September 4, 2018).
- DOE (U.S. Department of Energy) 1999b, *Radioactive Waste Management Manual*, DOE Manual 435.1-1, July 9, at [https://www.emcbc.doe.gov/Content/Office/doe\\_m\\_435.1\\_1\\_chg\\_1.pdf](https://www.emcbc.doe.gov/Content/Office/doe_m_435.1_1_chg_1.pdf) (accessed September 27, 2018).
- DOE (U.S. Department of Energy) 2004a, *Final Environmental Impact Statement for Construction and Operation of Depleted Uranium Hexafluoride Conversion Facility at the Paducah, Kentucky, Site*, DOE/EIS-0359, Office of Environmental Management, June, at <https://www.energy.gov/sites/prod/files/EIS-0359-FEIS-01-2004.pdf>, <https://www.energy.gov/sites/prod/files/EIS-0359-FEIS-02-2004.pdf>, <https://www.energy.gov/sites/prod/files/EIS-0359-FEIS-FiguresTables-2004.pdf>, <https://www.energy.gov/sites/prod/files/EIS-0359-FEIS-Appendices-2004.pdf> (accessed September 4, 2018).
- DOE (U.S. Department of Energy) 2004b, *Final Environmental Impact Statement for Construction and Operation of Depleted Uranium Hexafluoride Conversion Facility at the Portsmouth, Ohio, Site*, DOE/EIS-0360, Office of Environmental Management, June, at <https://www.energy.gov/sites/prod/files/2018/03/f49/EIS-0360-FEIS-01-2004.pdf>, <https://www.energy.gov/sites/prod/files/2018/03/f49/EIS-0360-FEIS-Appendices-2004.pdf>, <https://www.energy.gov/sites/prod/files/2018/03/f49/EIS-0360-FEIS-FiguresTables-2004.pdf> (accessed September 4, 2018).
- DOE (U.S. Department of Energy) 2007, *Draft Supplement Analysis for Location(s) to Dispose of Depleted Uranium Oxide Conversion Product Generated From DOE'S Inventory of Depleted Uranium Hexafluoride*, DOE/EIS-0359-SA1 and DOE/EIS-0360-SA1, Office of Environmental Management, March, at [https://www.energy.gov/sites/prod/files/nepapub/nepa\\_documents/RedDont/EIS-0359-SA-01\\_EIS-0360-SA-01-2007.pdf](https://www.energy.gov/sites/prod/files/nepapub/nepa_documents/RedDont/EIS-0359-SA-01_EIS-0360-SA-01-2007.pdf) (accessed September 4, 2018).
- DOE (U.S. Department of Energy) 2012, *Final Tank Closure and Waste Management Environmental Impact Statement for the Hanford Site, Richland, Washington*, DOE/EIS-0391, Richland, Washington, November, at <https://www.hanford.gov/page.cfm/FinalTCWMEIS> (accessed September 4, 2018).

- DOE (U.S. Department of Energy) 2013, *Final Site-Wide Environmental Impact Statement for the Continued Operation of the Department of Energy/National Nuclear Security Administration Nevada National Security Site and Off-Site Locations in the State of Nevada*, DOE/EIS-0426, Nevada Site Office, February, at [https://www.energy.gov/sites/prod/files/EIS-0426\\_FEIS-Summary.pdf](https://www.energy.gov/sites/prod/files/EIS-0426_FEIS-Summary.pdf), [https://www.energy.gov/sites/prod/files/EIS-0426\\_FEIS-Volume\\_1-Chapters.pdf](https://www.energy.gov/sites/prod/files/EIS-0426_FEIS-Volume_1-Chapters.pdf), [https://www.energy.gov/sites/prod/files/EIS-0426\\_FEIS-Volume\\_2-Appendices.pdf](https://www.energy.gov/sites/prod/files/EIS-0426_FEIS-Volume_2-Appendices.pdf), [https://www.energy.gov/sites/prod/files/EIS-0426\\_FEIS-Volume\\_3-CRD.pdf](https://www.energy.gov/sites/prod/files/EIS-0426_FEIS-Volume_3-CRD.pdf) (accessed September 4, 2018).
- DOE (U.S. Department of Energy) 2015, *Final Surplus Plutonium Disposition Supplemental Environmental Impact Statement*, DOE/EIS-0283-S2, Washington, D.C., April, at [https://www.energy.gov/sites/prod/files/2015/04/f22/EIS-0283-S2\\_SPD\\_Summary.pdf](https://www.energy.gov/sites/prod/files/2015/04/f22/EIS-0283-S2_SPD_Summary.pdf), [https://www.energy.gov/sites/prod/files/2015/04/f22/EIS-0283-S2\\_SPD\\_Vol\\_1\\_EIS\\_Chapters.pdf](https://www.energy.gov/sites/prod/files/2015/04/f22/EIS-0283-S2_SPD_Vol_1_EIS_Chapters.pdf), [https://www.energy.gov/sites/prod/files/2015/04/f22/EIS-0283-S2\\_SPD\\_Vol\\_2\\_Appendices.pdf](https://www.energy.gov/sites/prod/files/2015/04/f22/EIS-0283-S2_SPD_Vol_2_Appendices.pdf), [https://www.energy.gov/sites/prod/files/2015/04/f22/EIS-0283-zS2\\_SPD\\_Vol\\_3\\_Comment\\_Response.pdf](https://www.energy.gov/sites/prod/files/2015/04/f22/EIS-0283-zS2_SPD_Vol_3_Comment_Response.pdf) (accessed September 4, 2018).
- DOE (U.S. Department of Energy) 2017, “DOE Standard Radiological Control Technical Standard,” DOE-STD-1098-2017, Washington, DC, January, at <https://www.emcbc.doe.gov/> (accessed September 4, 2018).
- DOE (U.S. Department of Energy) 2019, *Supplement Analysis for Bulk Hydrogen Storage Construction and Operation at the Paducah and Portsmouth DUF6 Sites*, DOE/EIS-0359-SA-02 and EIS-0360-SA-02, Office of Environmental Management, October, at <https://www.energy.gov/nepa/downloads/doeeis-0359-sa-02-and-doeeis-0360-sa-02-supplement-analysis> (accessed January 16, 2020).
- Enercon (Enercon Services, Inc.) 2017, *Environmental Report Renewal of Source Materials License SUB-526 Honeywell International Inc. Metropolis Works, Metropolis, Illinois*, February 8.
- EPA (U.S. Environmental Protection Agency) 2016. EPA Region 6 Re-authorization of the Waste Control Specialists LLC (WCS) Polychlorinated Biphenyl (PCB) Land Disposal Facility Located at Andres, Texas (EPA ID No. TXD988088464), March.
- ES (EnergySolutions) 2016, Data Call for Depleted Uranium (DU) Oxide Disposal Supplemental Environmental Impact Statement (SEIS).
- MCS (Mid America Conversion Services LLC) 2017, *Cylinder Surveillance and Maintenance Plan*, DUF6-MCS-PLN-011, Revision 0, prepared for the U.S. Department of Energy, Portsmouth/Paducah Project Office. **[Official Use Only]**

NRC (U.S. Nuclear Regulatory Commission) 2006, *Environmental Assessment for Renewal of NRC License No. SUB-526 for the Honeywell Specialty Materials Metropolis Work Facility*, Office of Nuclear Material Safety and Safeguards, Division of Waste Management and Environmental Protection, June.

PPPO (Portsmouth/Paducah Project Office) 2018, Data Call for Depleted Uranium (DU) Oxide Disposal Supplemental Environmental Impact Statement (SEIS).

Shrum, D. 2016, *EnergySolutions*, personal communication (email) to G. Roles, Leidos, Inc., “RE: Data Call for the DU Oxide Disposal SEIS,” September 30.

TCH (Tri-City Herald) 2015, *DOE Proposes Full Start of Hanford Vit Plant in 2019*, November 14.

WCS (Waste Control Specialists LLC) 2016, Data Call for Depleted Uranium (DU) Oxide Disposal Supplemental Environmental Impact Statement (SEIS), September.